



GMORNING,  GNIGHT!

little pep talks for me & you



LIN-MANUEL MIRANDA

illustrated by JONNY SUN





GMORNING, GNIGHT!



GMORNING, GNIGHT!


little pep talks for me & you

LIN-MANUEL MIRANDA

illustrated by JONNY SUN



RANDOM HOUSE • NEW YORK



1. The first part of the document discusses the importance of maintaining accurate records of all transactions and activities. This is essential for ensuring transparency and accountability in the organization's operations.

2. The second part of the document outlines the various methods and tools used to collect and analyze data. This includes the use of surveys, interviews, and focus groups to gather information from stakeholders.

3. The third part of the document describes the process of identifying and addressing the needs and concerns of the organization's stakeholders. This involves conducting a thorough analysis of the data collected and developing a plan of action to address the identified issues.

4. The fourth part of the document discusses the importance of ongoing communication and collaboration between the organization and its stakeholders. This is essential for ensuring that the organization remains responsive to the needs and concerns of its stakeholders.

5. The fifth part of the document describes the various ways in which the organization can engage with its stakeholders. This includes the use of social media, newsletters, and other communication channels to keep stakeholders informed and involved in the organization's activities.


6. The sixth part of the document discusses the importance of monitoring and evaluating the organization's performance. This involves setting clear goals and objectives and regularly measuring progress against these targets.

7. The seventh part of the document describes the various ways in which the organization can improve its performance. This includes the use of benchmarking, process improvement, and other strategies to enhance the organization's efficiency and effectiveness.

8. The eighth part of the document discusses the importance of maintaining a strong corporate culture. This involves promoting values such as integrity, transparency, and accountability, and ensuring that these values are reflected in the organization's actions and decisions.

9. The ninth part of the document describes the various ways in which the organization can build trust with its stakeholders. This includes being open and honest about the organization's activities and decisions, and actively listening to the concerns and feedback of stakeholders.

10. The tenth part of the document discusses the importance of maintaining a strong relationship with the media. This involves providing accurate and timely information to the media and actively engaging with the media to address any concerns or questions.




introduction

.....
.....
.....
.....

.....
.....
.....
.....

.....
.....
.....
.....

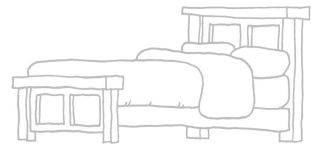



(Faint, illegible text, possibly bleed-through from the reverse side)

(Faint, illegible text, possibly bleed-through from the reverse side)

Booooo

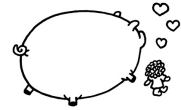

GMORNING, GNIGHT!








.....
.....
.....
.....

.....
.....
.....
.....









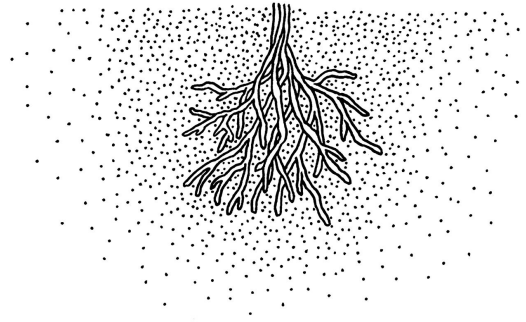
1
2
3
4
5
6
7
8
9
10





1
2
3
4
5
6
7
8
9
10

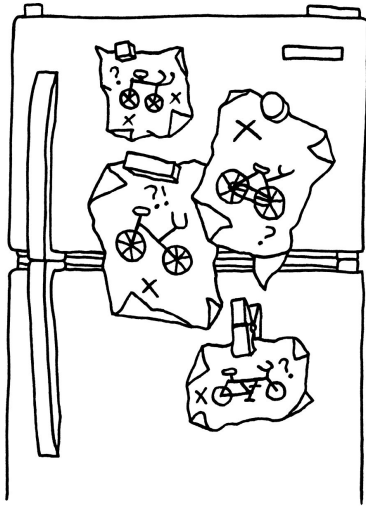























.....
.....
.....
.....

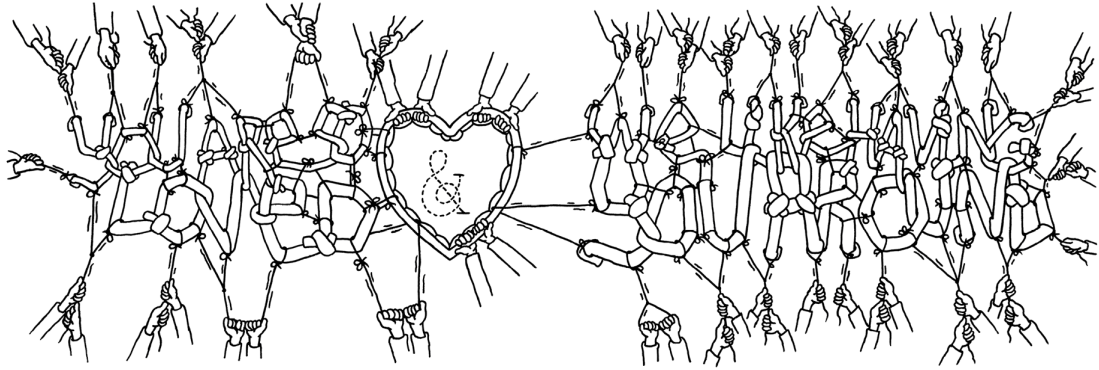
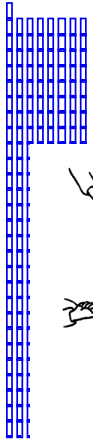


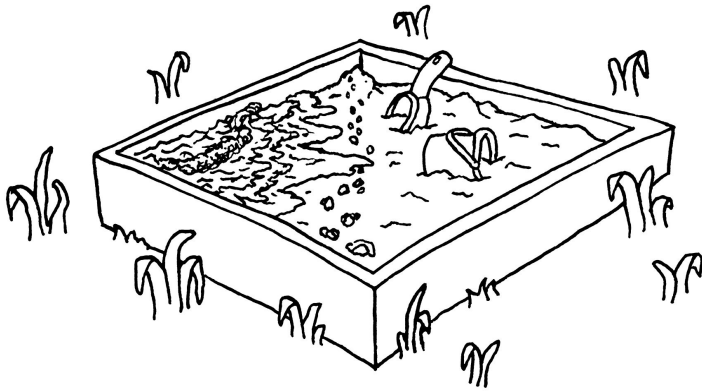

.....
.....
.....
.....




.....
.....
.....
.....


.....
.....
.....
.....






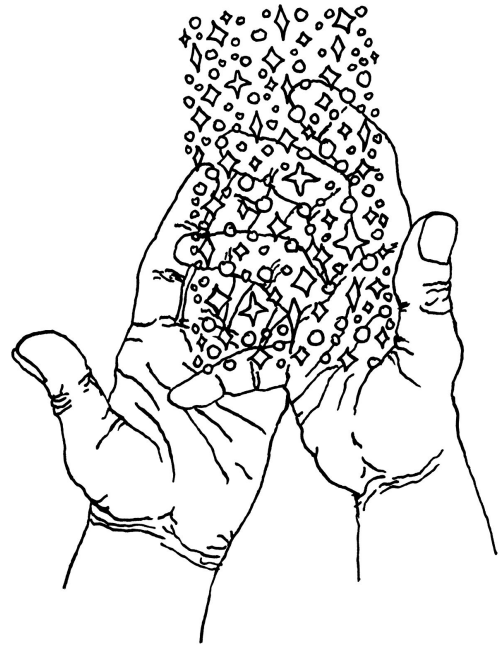



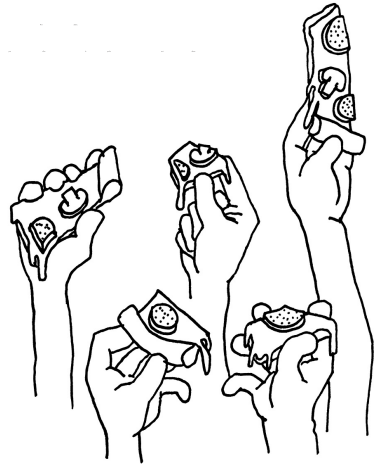
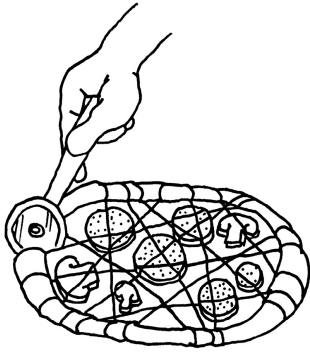

Handwritten text, possibly a name or title, written in a cursive style.




Handwritten text, possibly a name or title, written in a cursive style.





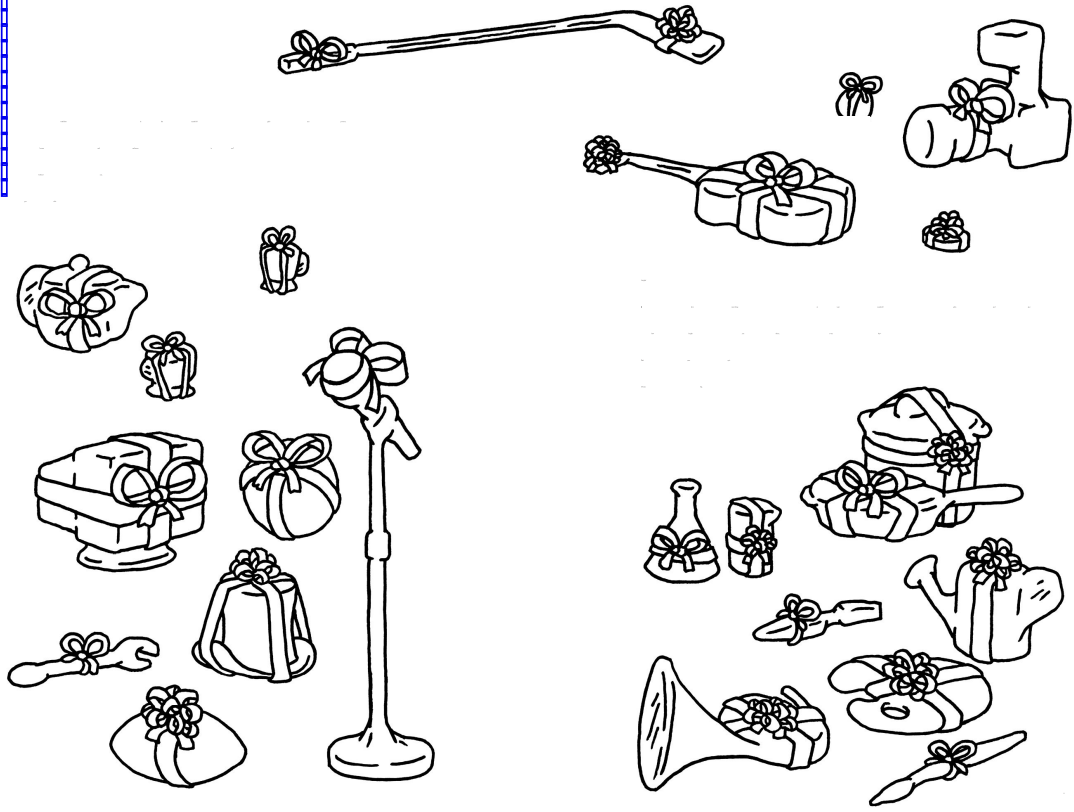





AAAAAAAA

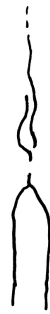





AAAAAAAAAAAAAAAA
AAAAAAAAAAAAAAAA
AAAAAAAAAAAAAAAA

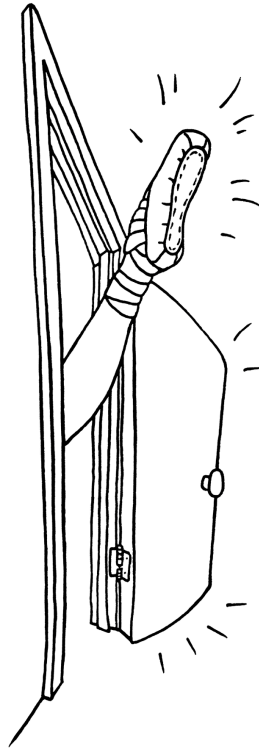

AAAAAAAAAAAAAAAA
AAAAAAAAAAAAAAAA
AAAAAAAAAAAAAAAA











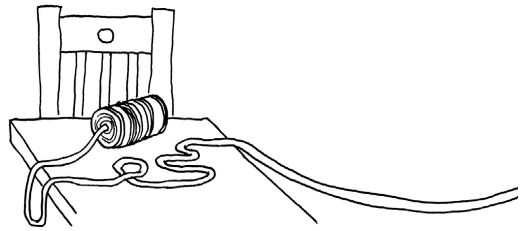
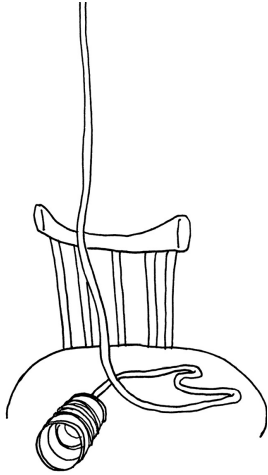






















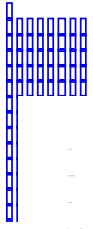









—
—
—
—
—

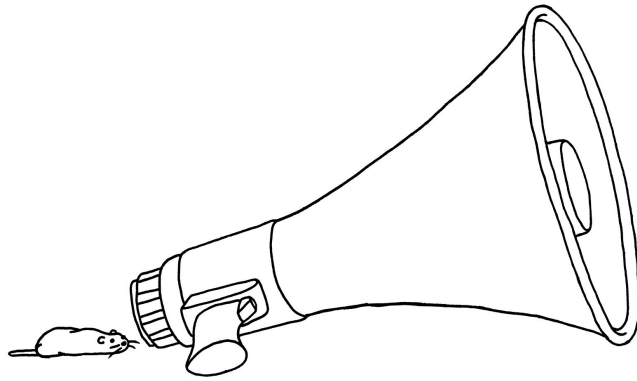

—
—
—
—















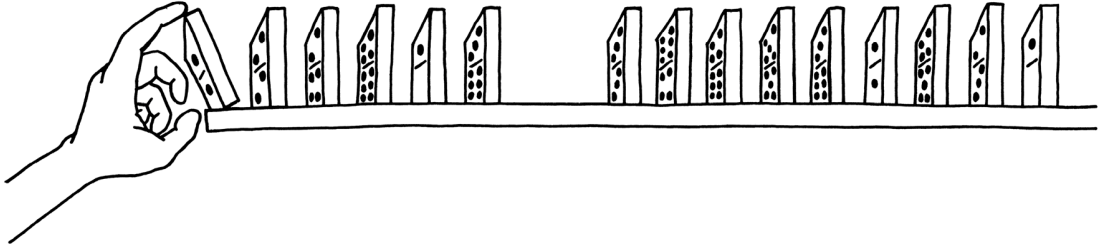
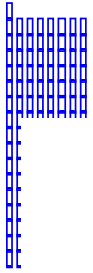
















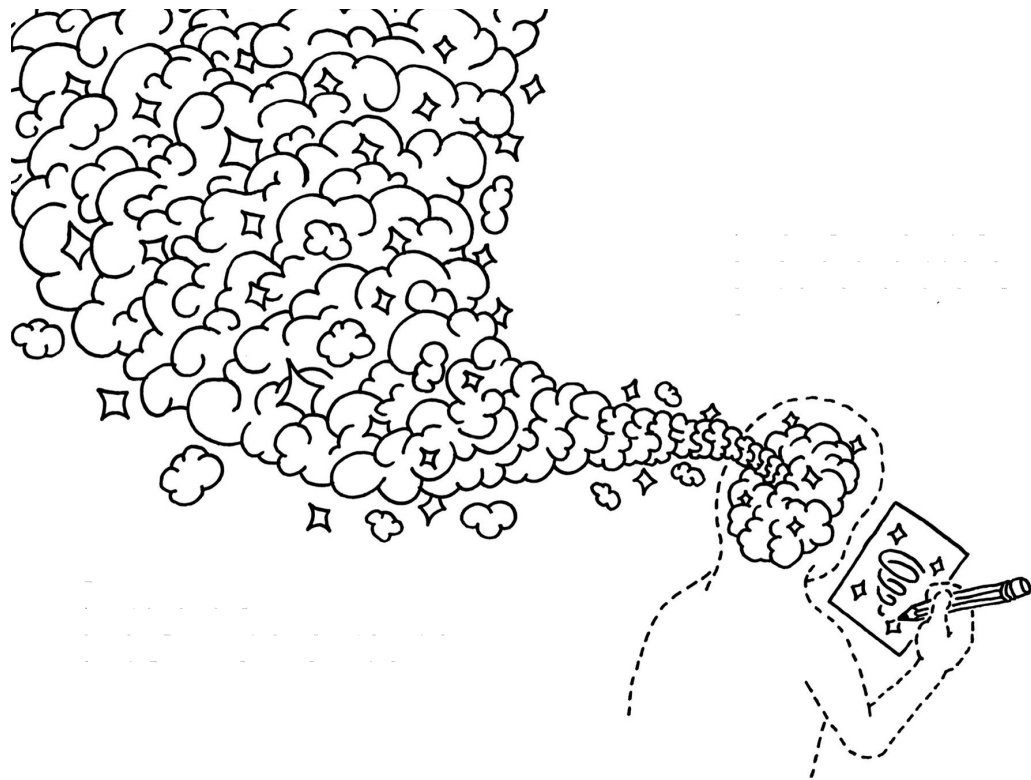



1. The first part of the document is a list of the names of the authors of the book.



2. The second part of the document is a list of the names of the publishers of the book.












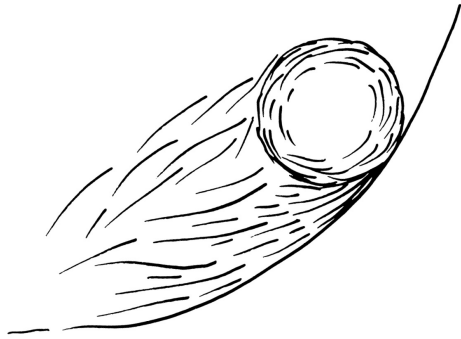













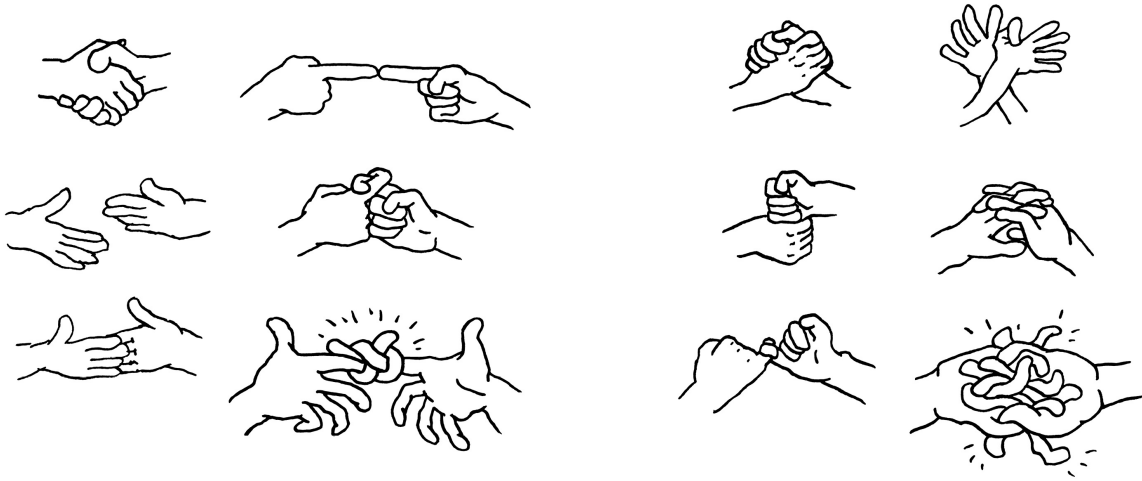






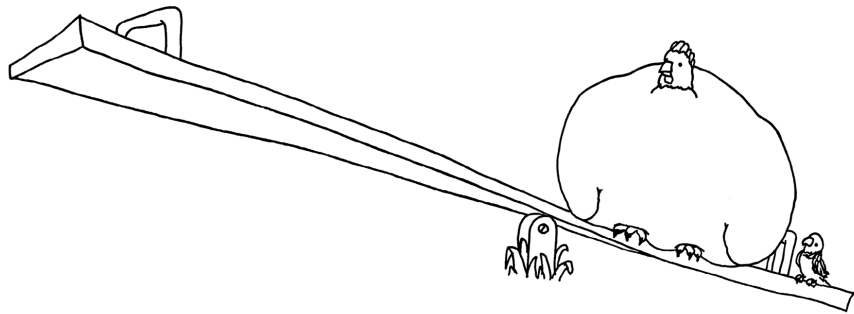
.....
.....
.....


.....
.....
.....















1
2
3
4
5
6
7
8
9
10
11
12
13
14
15
16
17
18
19
20
21
22
23
24
25
26
27
28
29
30
31
32
33
34
35
36
37
38
39
40
41
42
43
44
45
46
47
48
49
50

1
2
3
4
5
6
7
8
9
10
11
12
13
14
15
16
17
18
19
20
21
22
23
24
25
26
27
28
29
30
31
32
33
34
35
36
37
38
39
40
41
42
43
44
45
46
47
48
49
50







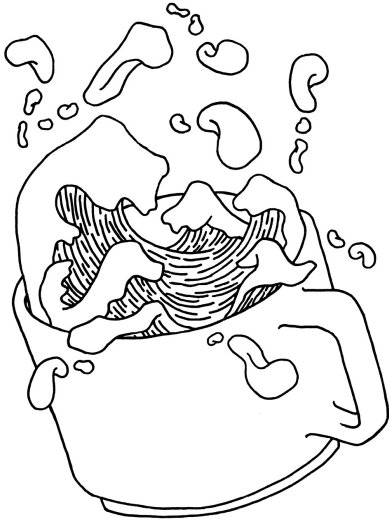



.....
.....
.....
.....

.....
.....
.....
.....









1. The first part of the text discusses the importance of maintaining accurate records of all transactions, including sales, purchases, and expenses. It emphasizes the need for consistency and thoroughness in record-keeping to ensure the reliability of financial data.

2. The second part of the text focuses on the role of internal controls in preventing fraud and errors. It highlights the importance of segregation of duties, regular reconciliations, and a strong internal audit function to identify and address any weaknesses in the system.

3. The third part of the text addresses the challenges of managing cash flow and working capital. It suggests strategies such as improving receivables management, negotiating better terms with suppliers, and maintaining a healthy level of inventory to optimize the company's liquidity.

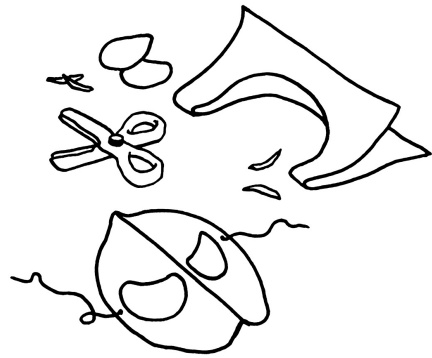
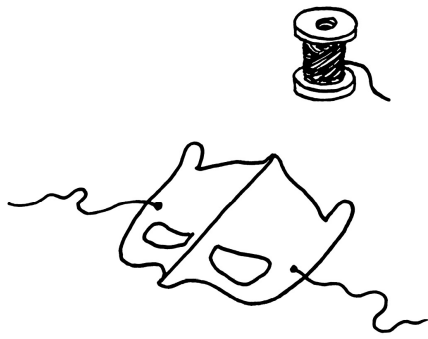
4. The final part of the text discusses the importance of financial reporting and transparency. It stresses the need for clear, concise, and timely financial statements to provide stakeholders with a clear understanding of the company's financial performance and position.








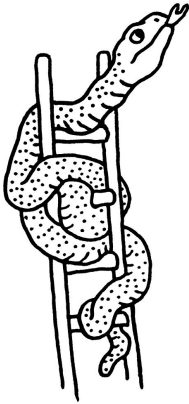

1. Cut out the pieces of paper.

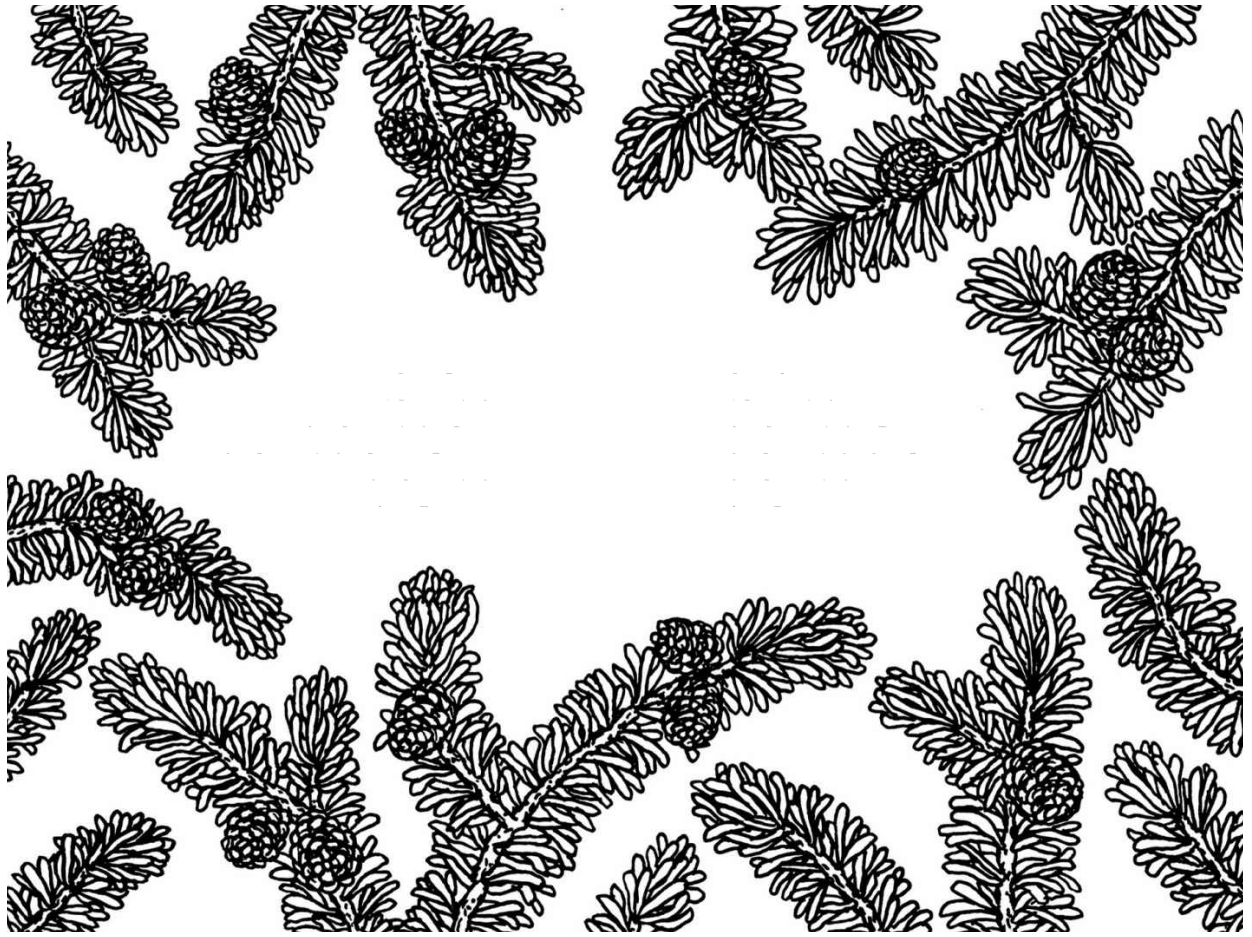
2. Glue the pieces together.









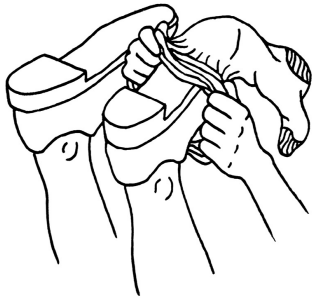











Hand hygiene is essential for preventing the spread of infections. It involves washing hands with soap and water for at least 20 seconds, or using an alcohol-based hand sanitizer.


Proper hand hygiene techniques include: wetting hands with water, applying soap, scrubbing all surfaces of the hands, rinsing thoroughly, and drying hands completely.



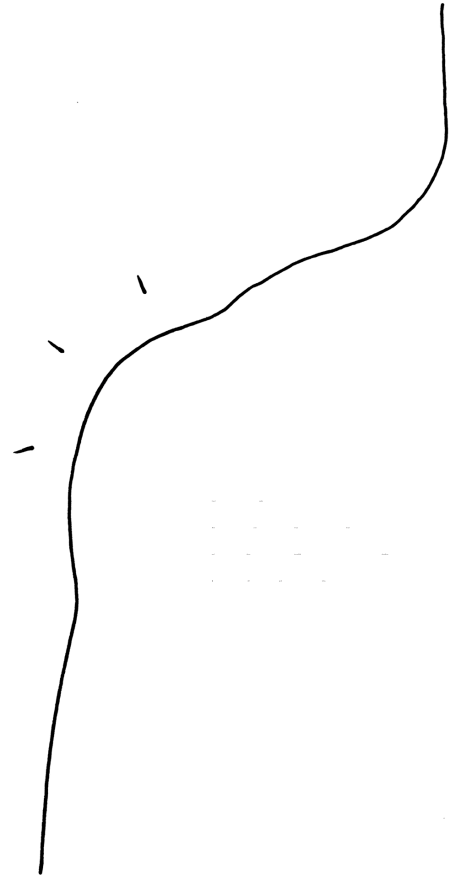
.....
.....
.....
.....



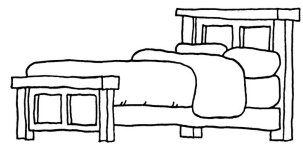
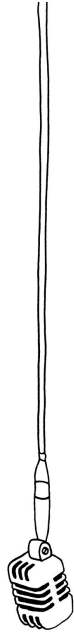







.....
.....
.....
.....



.....
.....
.....








1. 1. 1. 1. 1. 1. 1.

1. 1. 1. 1. 1. 1. 1.



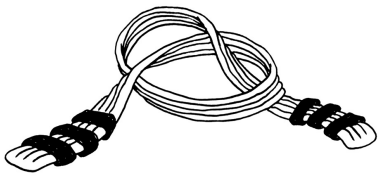
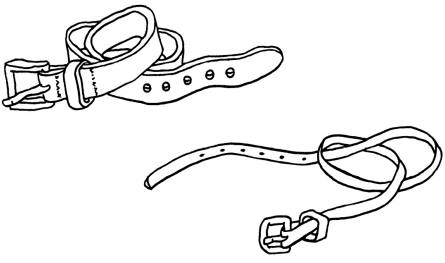
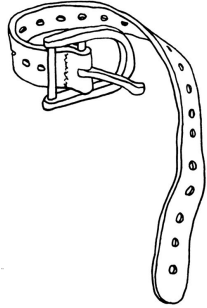
1. 1. 1. 1. 1. 1. 1.


1. 1. 1. 1. 1. 1. 1.







1
2
3
4
5
6
7
8
9
10
11
12
13
14
15
16
17
18
19
20
21
22
23
24
25
26
27
28
29
30
31
32
33
34
35
36
37
38
39
40
41
42
43
44
45
46
47
48
49
50
51
52
53
54
55
56
57
58
59
60
61
62
63
64
65
66
67
68
69
70
71
72
73
74
75
76
77
78
79
80
81
82
83
84
85
86
87
88
89
90
91
92
93
94
95
96
97
98
99
100


1
2
3
4
5
6
7
8
9
10
11
12
13
14
15
16
17
18
19
20
21
22
23
24
25
26
27
28
29
30
31
32
33
34
35
36
37
38
39
40
41
42
43
44
45
46
47
48
49
50
51
52
53
54
55
56
57
58
59
60
61
62
63
64
65
66
67
68
69
70
71
72
73
74
75
76
77
78
79
80
81
82
83
84
85
86
87
88
89
90
91
92
93
94
95
96
97
98
99
100











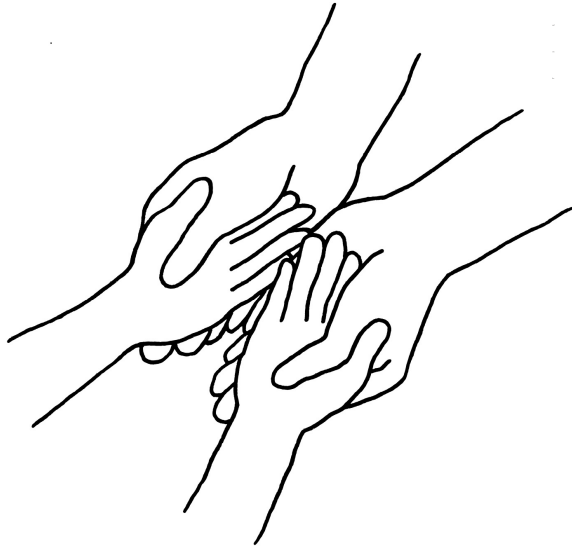

1. The first step in the process is to identify the key components of the system. This involves a thorough review of the existing documentation and a consultation with the relevant stakeholders. The goal is to understand the current state of the system and the specific requirements for the new implementation.

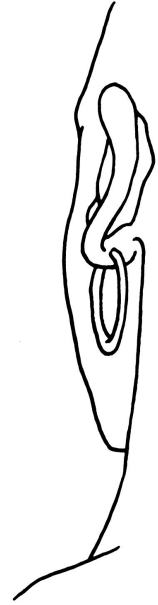

2. Once the key components have been identified, the next step is to develop a detailed project plan. This plan should outline the scope of the project, the timeline, the resources required, and the roles and responsibilities of the team members. It is important to ensure that the plan is realistic and achievable, and that it takes into account any potential risks or challenges.


3. The third step is to implement the project plan. This involves the actual development and deployment of the system. It is crucial to maintain clear communication throughout this phase, and to ensure that the system is tested thoroughly before going live. Regular updates and reports should be provided to the stakeholders to keep them informed of the progress.

4. Finally, the project should be reviewed and evaluated. This involves assessing the performance of the system against the original requirements, and identifying any areas for improvement. It is important to document the lessons learned from the project, and to use this information to inform future projects.














.....
.....
.....
.....
.....

.....
.....
.....
.....
.....





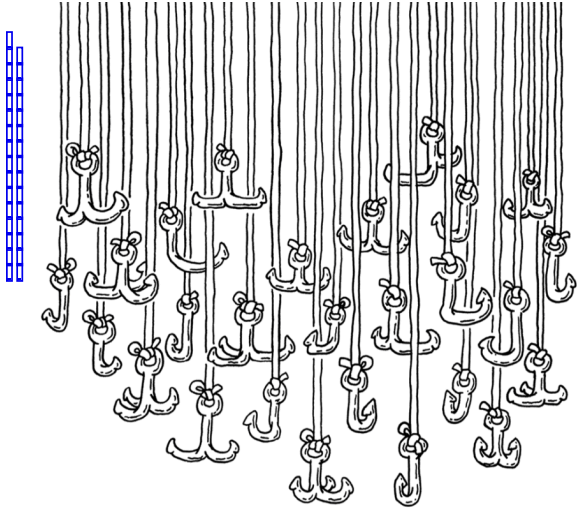







RAAAAAAAAAAHHHHHHRRRRRRRAHHHHH

HYURRRGGGHHHHH GAAAHHHHHH












—
—
—
—
—

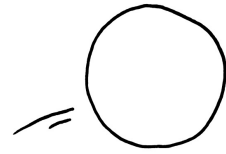


—
—
—
—
—








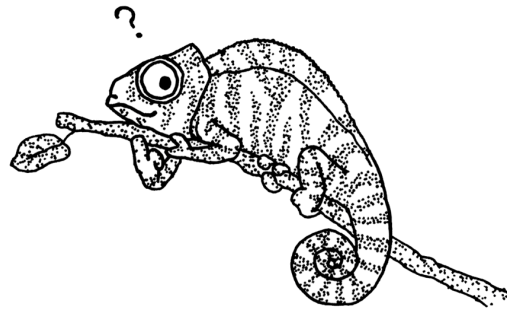
Hand
ball
ball



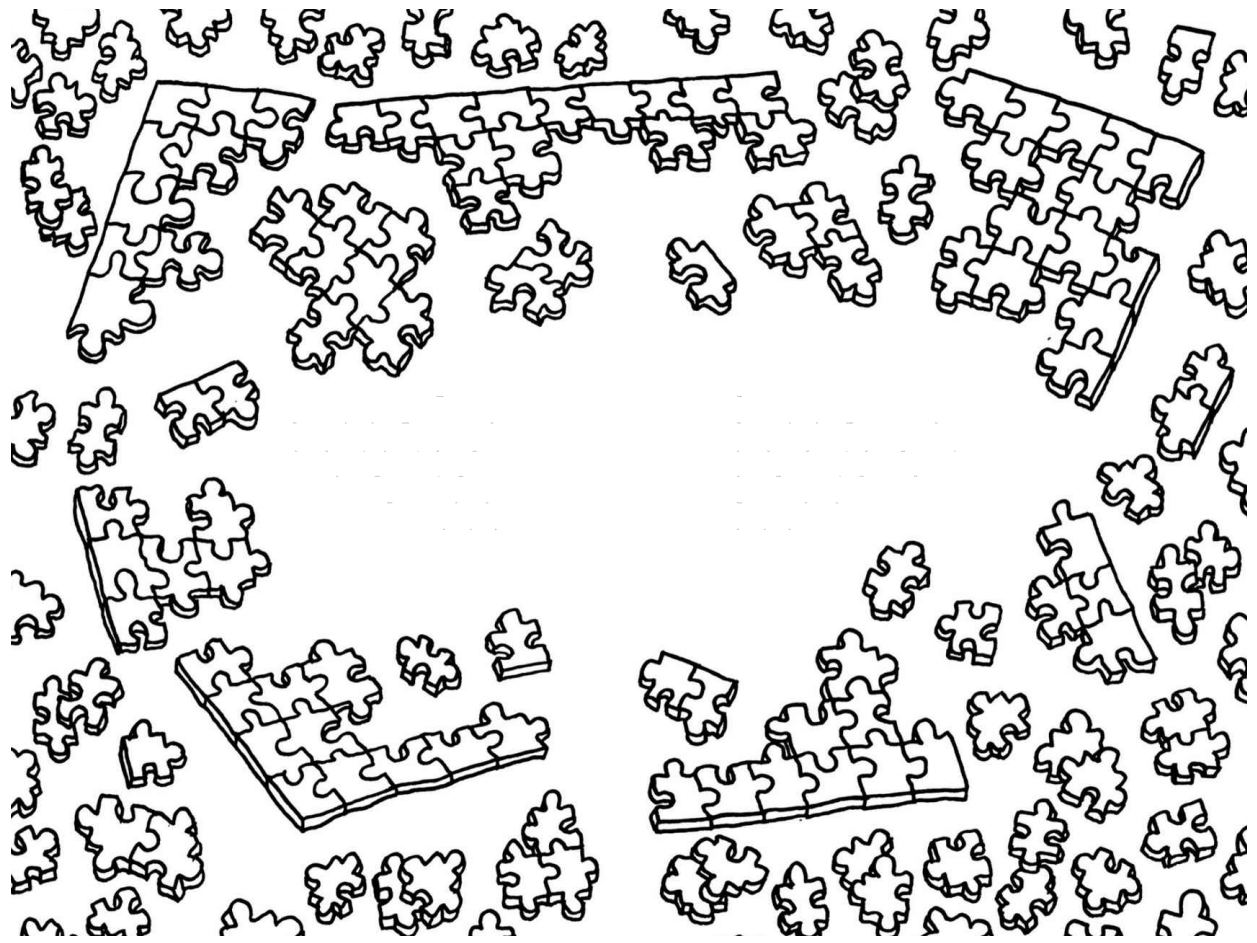
Hand
ball
ball






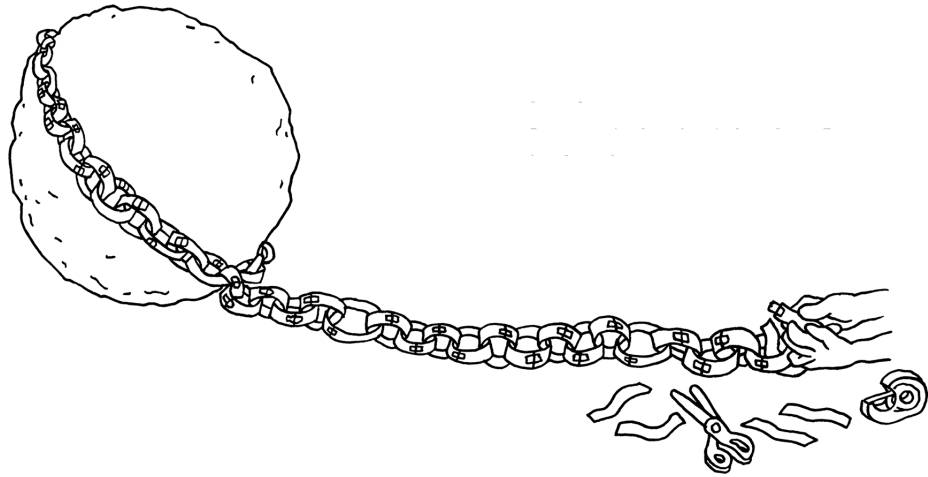



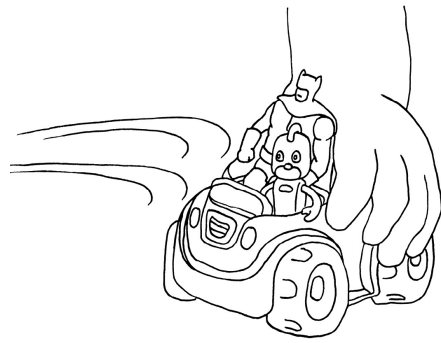









Handwritten text, possibly a signature or name, located in the bottom right corner of the drawing area.

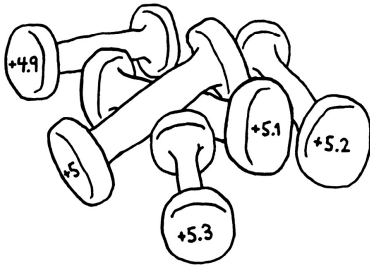


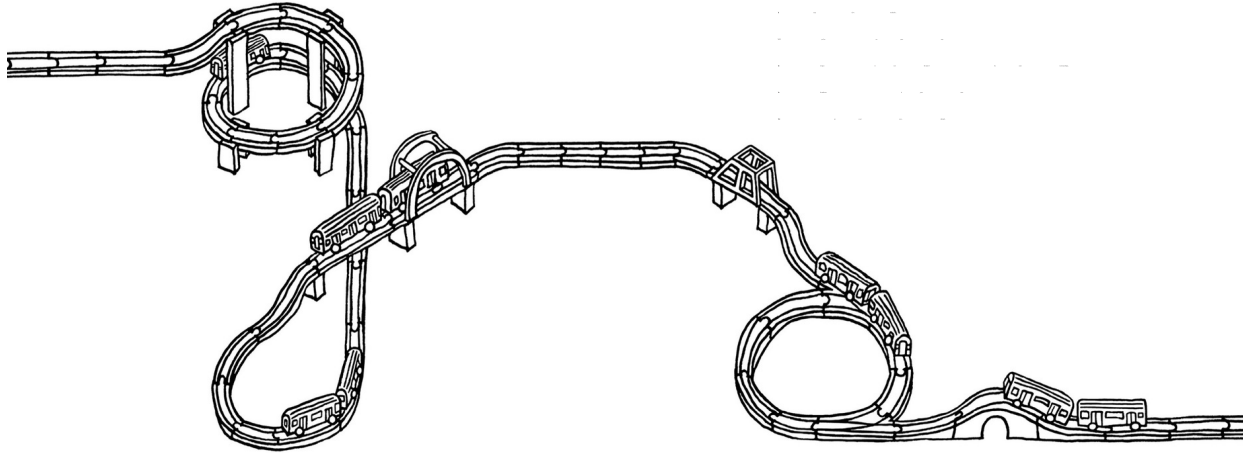



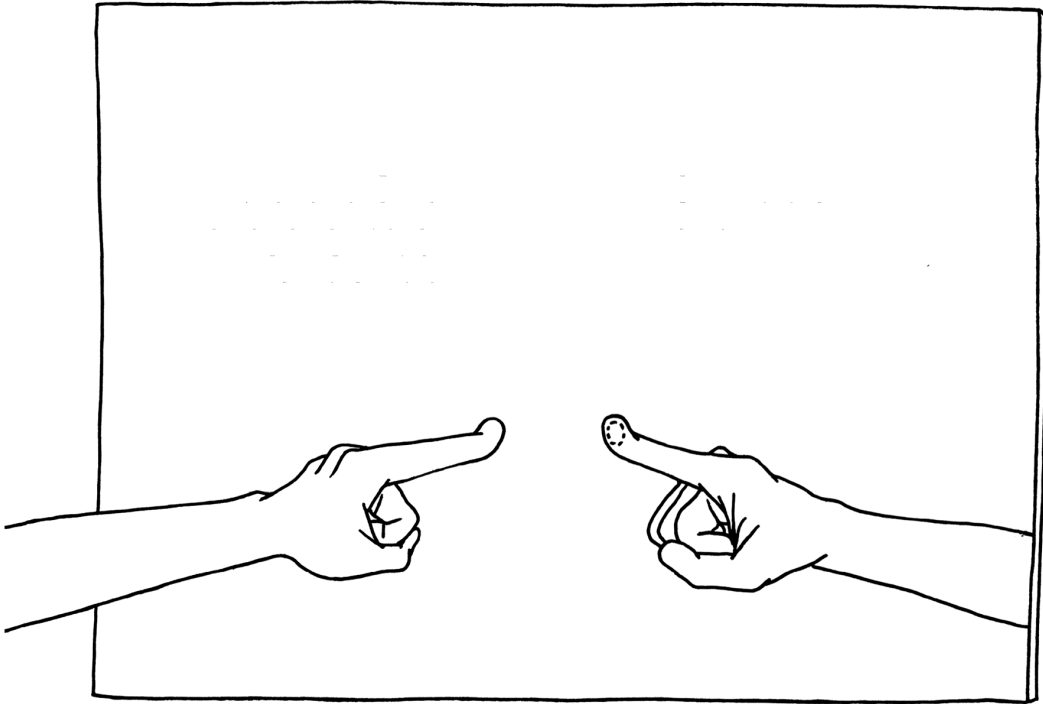
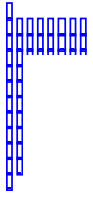











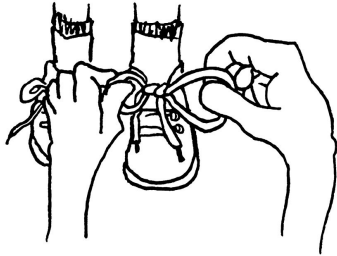







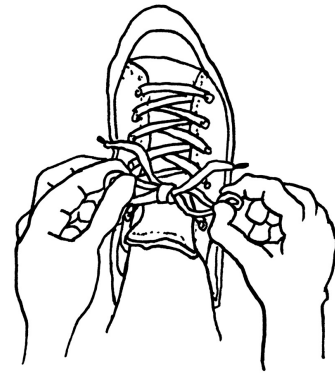







1. Cross the laces over each other.


2. Loop the laces around each other.




3.




1. The first part of the text is a list of items, including a book, a pen, and a pencil. The list is followed by a period.



2. The second part of the text is a list of items, including a book, a pen, and a pencil. The list is followed by a period.








.....
.....
.....
.....


.....
.....
.....
.....






10000000








—
—
—
—


—
—
—
—





acknowledgments

.....
.....
.....
.....
.....
.....
.....
.....
.....



about the authors

Dr. [Name] is a professor of [Field] at [Institution]. She has published numerous articles on [Topic] and is the author of the book [Title].

Dr. [Name] is an associate professor of [Field] at [Institution]. He has published several papers on [Topic] and is currently working on a book about [Topic].

Dr. [Name] is a senior research advisor at [Institution].

Dr. [Name] is a senior research advisor at [Institution].