


HOW TO BE AN EXPLORER OF THE WORLD



PORTABLE ~~ART~~ LIFE MUSEUM

KERI SMITH



RIVERA: SM
JUAN: 45



HOW TO
BE AN
EXPLORER OF
THE WORLD

PORTABLE ~~ART~~ LIFE MUSEUM

KERI SMITH

A PERIGEE BOOK

A PERIGEE BOOK

PUBLISHED BY THE PENGUIN GROUP
PENGUIN GROUP (USA) INC.

375 HUDSON STREET, NEW YORK, NEW YORK 10014, USA

PENGUIN GROUP (CANADA), 90 EGLINTON AVENUE EAST, SUITE 700, TORONTO,
ONTARIO M4P 2Y3, CANADA (A DIVISION OF PEARSON PENGUIN CANADA INC.)

• PENGUIN BOOKS LTD., 80 STRAND, LONDON WC2R 0RL, ENGLAND • PENGUIN
GROUP IRELAND, 25 ST. STEPHEN'S GREEN, DUBLIN 2, IRELAND (A DIVISION OF
PENGUIN BOOKS LTD.) • PENGUIN GROUP (AUSTRALIA), 250 CAMBERWELL ROAD,
CAMBERWELL, VICTORIA 3124, AUSTRALIA (A DIVISION OF PEARSON AUSTRALIA GROUP
PTY. LTD.) • PENGUIN BOOKS INDIA PVT. LTD., 11 COMMUNITY CENTRE, PANCHSHEEL
PARK, NEW DELHI — 110 017, INDIA • PENGUIN GROUP (NZ), 67 APOLLO DRIVE,
ROSEDALE, NORTH SHORE 0632, NEW ZEALAND (A DIVISION OF PEARSON NEW
ZEALAND LTD.) • PENGUIN BOOKS (SOUTH AFRICA) (PTY.) LTD., 24 STURDEE AVENUE,
ROSEBANK, JOHANNESBURG 2196, SOUTH AFRICA • PENGUIN BOOKS LTD., REGISTERED
OFFICES: 80 STRAND, LONDON WC2R 0RL, ENGLAND

THE PUBLISHER DOES NOT HAVE ANY CONTROL OVER AND DOES NOT ASSUME
ANY RESPONSIBILITY FOR AUTHOR OR THIRD PARTY WEBSITES OR
THEIR CONTENT.

COPYRIGHT © 2008 BY KERI SMITH
ART AND DESIGN BY KERI SMITH

ALL RIGHTS RESERVED.

NO PART OF THIS BOOK MAY BE REPRODUCED, SCANNED, OR DISTRIBUTED IN
ANY PRINTED OR ELECTRONIC FORM WITHOUT PERMISSION. PLEASE DO NOT
PARTICIPATE IN OR ENCOURAGE PIRACY OF COPYRIGHTED MATERIALS IN
VIOLATION OF THE AUTHOR'S RIGHTS. PURCHASE ONLY AUTHORIZED
EDITIONS.

PERIGEE IS A REGISTERED TRADEMARK OF PENGUIN GROUP (USA) INC.
THE "P" DESIGN IS A TRADEMARK BELONGING TO PENGUIN GROUP (USA) INC.

FIRST EDITION: OCTOBER 2008

LIBRARY OF CONGRESS CATALOGING-IN-PUBLICATION DATA

SMITH, KERI.

HOW TO BE AN EXPLORER OF THE WORLD: PORTABLE LIFE MUSEUM/
KERI SMITH. — 1ST ED.

P. CM.

ISBN-13 978-0-399-53460-7

1. EXPERIMENTAL LEARNING. 2. ACTIVE LEARNING. I. TITLE.

BF318.5.S65 2008

153.3'5 — dc22

2008015966

PRINTED IN THE UNITED STATES OF AMERICA

10 9 8 7 6 5 4 3 2 1

CONTENTS

- HOW TO USE THIS BOOK... 2
- EXPLORATION #1: RIGHT WHERE YOU ARE SITTING... 28
- EXPLORATION #2: EXPERIENCE COLLECTION... 30
- EXPLORATION #3: LIGHT... 32
- EXPLORATION #4: DAILY WALK... 34
- EXPLORATION #5: THE FIRST THING YOU SEE... 36
- EXPLORATION #6: ARCHAEOLOGICAL DIG... 40
- EXPLORATION #7: WORLD OF COLOR... 42
- EXPLORATION #8: CRACKS... 44
- EXPLORATION #9: CASE OF CURIOSITIES... 46
- EXPLORATION #10: ONE THING... 48
- EXPLORATION #11: DIFFERENCES... 50
- EXPLORATION #12: FIFTY THINGS... 52
- EXPLORATION #13: COLLECTING TYPE... 54
- EXPLORATION #14: SOUND MAP... 56
- EXPLORATION #15: CONSUMER... 58
- EXPLORATION #16: SURVEY... 60
- EXPLORATION #17: INSTANT SCULPTURE... 62
- EXPLORATION #18: STRUCTURE... 64
- EXPLORATION #19: FOUND "PAINT"... 66
- EXPLORATION #20: SMALL THOUGHTS... 68
- EXPLORATION #21: YOUR FAVORITE STREET... 70
- EXPLORATION #22: PEOPLE WATCHING... 72
- EXPLORATION #23: HOW TO UNCOVER A MYSTERY... 74
- EXPLORATION #24: COMBINATIONS... 76
- EXPLORATION #25: WATER... 78
- EXPLORATION #26: BECOMING LEONARD COHEN... 80
- EXPLORATION #27: ACCIDENTAL ART... 82
- EXPLORATION #28: BLIND OBSERVATION... 84
- EXPLORATION #29: TACTILE BOARDS... 86

EXPLORATION #30:	TRAVEL HISTORY...	88
EXPLORATION #31:	FOUND SOUNDS...	90
EXPLORATION #32:	WORLD OF MAGIC...	92
EXPLORATION #33:	ARRANGEMENTS...	94
EXPLORATION #34:	INTERESTING GARBAGE...	96
EXPLORATION #35:	INVISIBLE CITY...	98
EXPLORATION #36:	THE TRUTH ABOUT INANIMATE OBJECTS...	100
EXPLORATION #37:	TIME OBSERVATION...	102
EXPLORATION #38:	GROCERY SHOPPING WITH JOHN CAGE...	104
EXPLORATION #39:	FOOD AS ART...	106
EXPLORATION #40:	ALTERED STATES...	108
EXPLORATION #41:	FOUND FACES...	110
EXPLORATION #42:	LOCAL LORE...	112
EXPLORATION #43:	FOUND PAPER...	114
EXPLORATION #44:	LIBRARY EXPLORATION...	116
EXPLORATION #45:	SELF-ETHNOGRAPHY...	118
EXPLORATION #46:	FOUND PATTERNS...	120
EXPLORATION #47:	THE SHAPES OF STAINS AND SPLOTCHES...	122
EXPLORATION #48:	FINDER EXPLORATION...	124
EXPLORATION #49:	FOUND WORDS...	126
EXPLORATION #50:	FOUND SMELLS...	128
EXPLORATION #51:	NON-LINEAR LIFE...	130
EXPLORATION #52:	MINIATURE ECOSYSTEM...	134
EXPLORATION #53:	FOUND WRITING UTENSILS...	136
EXPLORATION #54:	THE LANGUAGE OF TREES...	138
EXPLORATION #55:	WAYS TO TRANSFORM AN EVERYDAY EXPERIENCE...	140
EXPLORATION #56:	HOW TO INCORPORATE INDETERMINACY...	142
EXPLORATION #57:	THOUGHT EXPERIMENTS...	144
EXPLORATION #58:	SCAVENGER HUNT COLLECTION...	146
EXPLORATION #59:	HOW TO WANDER AIMLESSLY...	148
FIELD WORK...		150
SETTING UP A SHOWING...		192
GLOSSARY...		198
BIBLIOGRAPHY...		200
THANK-YOUS...		204

EHI PASSIKO*

* AN INVITATION TO "COME AND SEE"
IN THE ANCIENT PALL LANGUAGE.

WE SHALL NOT CEASE FROM EXPLORATION
AND AT THE END OF ALL OUR EXPLORING
WILL BE TO ARRIVE WHERE WE
STARTED
AND KNOW THE PLACE FOR THE
FIRST TIME.

-T.S. ELIOT, "THE FOUR QUARTETS"

HOW TO USE THIS BOOK

1. READ IN ANY ORDER.

USE FIELDWORK SECTION IN THE
BACK OF THE BOOK TO RECORD
AND DOCUMENT FINDINGS.

2. ALL EXERCISES ARE OPEN TO
INTERPRETATION.

3. FEEL FREE TO ADD, ALTER, OR IGNORE.

4. THERE ARE NO RULES, MERELY
SUGGESTIONS.

5. TREAT EVERYTHING AS AN
EXPERIMENT.

6. START WITH WHATEVER MAKES
YOU FEEL A TWINGE OF EXCITEMENT.

OFTEN INTERESTING THINGS CAN BE HIDDEN IN THE CRACKS. 

AUTHOR'S NOTE: NONE OF THE IDEAS IN THIS BOOK ARE NEW. MANY OF THEM HAVE BEEN PILFERED, BORROWED, ALTERED, AND STOLEN FROM GREAT THINKERS AND ARTISTS OF OUR TIME. I HAVE MADE AN ATTEMPT TO CITE ALL ROOT SOURCES (THOSE THAT ARE KNOWN TO ME) OF THESE IDEAS IN THE BIBLIOGRAPHY, AS WELL AS ADDING CITATIONS IN EACH SECTION TO LEAD YOU TO FURTHER READING ON A GIVEN SUBJECT. A LOT OF THE INFORMATION IN THIS BOOK WAS ACQUIRED BY READING THESE BOOKS. BUT THE REAL LEARNING OF THESE METHODS IS TO BE HAD (IN THE WORDS OF ANAÏS NIN) "IN THE MIDST OF LIVING."

THIS BOOK STARTED WITH A LIST
THAT I WROTE ONE NIGHT WHEN
I COULDN'T SLEEP...

THESE IDEAS ARE AN ACCUMULATION
OF THINGS THAT I HAVE LEARNED FROM
VARIOUS TEACHERS AND ARTISTS OVER
THE YEARS AND HAVE BECOME THE
BASIS FOR ALL OF MY OWN EXPLORATION.
THEY ALL SPEWED OUT AT ONCE...



HOW TO BE AN EXPLORER OF THE WORLD

1. ALWAYS BE LOOKING.

(NOTICE THE GROUND BENEATH YOUR FEET.)

2. CONSIDER EVERYTHING ALIVE & ANIMATE.

3. EVERY THING IS INTERESTING. LOOK CLOSER.

4. ALTER YOUR COURSE OFTEN.

5. OBSERVE FOR LONG DURATIONS (AND SHORT ONES).

6. NOTICE THE STORIES GOING ON AROUND YOU.

7. NOTICE PATTERNS,
MAKE CONNECTIONS.

8. DOCUMENT YOUR FINDINGS (FIELD NOTES) IN A VARIETY OF WAYS.


9. INCORPORATE INDETERMINANCY.

10. OBSERVE MOVEMENT.

11. CREATE A PERSONAL DIALOGUE WITH YOUR ENVIRONMENT. TALK TO IT.

12. TRACE THINGS BACK TO THEIR ORIGINS.

13. USE ALL OF THE SENSES. IN YOUR INVESTIGATIONS.



AFTER READING THIS LIST A FEW TIMES IT
OCCURRED TO ME THAT...

ARTISTS AND SCIENTISTS ANALYZE THE
WORLD AROUND THEM IN SURPRISINGLY
SIMILAR WAYS.

OBSERVE

COLLECT

ANALYZE

COMPARE

NOTICE

PATTERNS

WHEN I LOOK CLOSELY AT THE WORK OF ALL
MY FAVORITE ARTISTS AND DESIGNERS I NOTICE
THEY ALL HAVE ONE THING IN COMMON...
THEY ARE COLLECTORS.

THIS TENDENCY TO COLLECT AND
DOCUMENT IS SIMILAR TO THE
WORK OF AN ETHNOGRAPHER.

ETHNOGRAPHY. N. THE DOCUMENTATION
AND ANALYSIS OF A PARTICULAR
CULTURE THROUGH FIELD RESEARCH.


EVERYTHING IS INTERESTING

EVERYTHING HAS A VALUE, PROVIDED IT APPEARS AT THE RIGHT PLACE AT THE RIGHT TIME. IT'S A MATTER OF RECOGNIZING THAT VALUE, THAT QUALITY, AND THEN TO TRANSFORM IT INTO SOMETHING THAT CAN BE USED.

IF YOU COME ACROSS SOMETHING VALUABLE AND TUCK IT AWAY IN YOUR METAPHORICAL SUITCASE THERE'S SURE TO COME A MOMENT WHEN YOU CAN MAKE USE OF IT.

-JURGEN BEY

WHICH BRINGS US TO...



(PROCEED WITH CURIOSITY.)

YOU ARE AN EXPLORER.

YOUR MISSION IS TO DOCUMENT
AND OBSERVE THE WORLD
AROUND YOU AS IF YOU'VE
NEVER SEEN IT BEFORE.

TAKE NOTES. COLLECT THINGS
YOU FIND ON YOUR TRAVELS.

DOCUMENT YOUR FINDINGS.

NOTICE PATTERNS. COPY. TRACE.

FOCUS ON ONE THING AT A

TIME. RECORD WHAT YOU ARE

DRAWN TO.

DO THIS WHEREVER YOU ARE (AT ANY TIME, AT THE GROCERY STORE, ON YOUR WAY TO WORK, WAITING IN LINE AT THE BANK, OR EVEN IF YOU ARE SICK IN BED). YOU DO NOT HAVE TO TRAVEL TO FARAWAY PLACES (THOUGH YOU MAY DECIDE TO DO THIS AT SOME POINT ON YOUR ADVENTURES). YOU DO NOT NEED LARGE AMOUNTS OF TIME.

YOU MIGHT WANT TO THINK OF THIS BOOK AS YOUR METAPHORICAL SUITCASE. A PLACE TO COLLECT AND DOCUMENT YOUR FINDINGS. HOW DO YOU SEE? IT IS ALSO A MUSEUM. YOUR VERY OWN MUSEUM THAT WILL CONTAIN YOUR UNIQUE VISION OF THE WORLD.

IT WILL BE DIFFERENT FROM ANY OTHER MUSEUM IN THE WORLD BECAUSE YOU ARE UNIQUE. YOU CAN ADD TO IT AT ANY TIME; YOU CAN TOUCH ALL OF THE THINGS IN IT. EVERYTHING IN IT IS FREE. BEST OF ALL, IT IS PORTABLE. PERFECT FOR TAKING WITH YOU ON YOUR TRAVELS. (YOU CAN HAVE SPONTANEOUS SHOWINGS WHEREVER YOU ARE.) SELL TICKETS (OR NOT). IT CHANGES AS YOUR PERCEPTION OF THE WORLD CHANGES. YOU CAN VISIT YOUR MUSEUM WHENEVER YOU NEED IDEAS (OR IF YOU WANT TO SEE WHAT IS FLOATING AROUND IN YOUR BRAIN).

IMPORTANT

READ ON ONLY IF YOU ACCEPT
YOUR MISSION.

THE FOLLOWING PAGES INCLUDE A VARIETY OF PROMPTS AND ASSIGNMENTS THAT WILL HELP YOU ON YOUR TRAVELS. THERE IS ALSO A SECTION ON TOOLS AND TECHNIQUES THAT WILL HELP YOU WITH DOCUMENTING METHODS.

YOU MAY USE THE WORKSHEETS INCLUDED OR CREATE YOUR OWN.

REMEMBER, ALL OF YOUR MOST IMPORTANT TOOLS EXIST IN YOUR BODY! USE THEM. COLLECT AS


MUCH DATA AS YOU CAN—IT MAY COME IN HANDY LATER ON. GOOD LUCK ON YOUR JOURNEY.

WHERE TO BEGIN (IN WHICH WE BECOME COMFORTABLE WITH LIVING THE QUESTIONS).

ON MY DESK I HAVE A LITTLE JAPANESE BOWL FILLED WITH SEA GLASS. I CAN SPEND HOURS TAKING THE PIECES OUT AND EXAMINING THEM.

SORTING, ARRANGING, PUTTING THEM INTO GROUPS ACCORDING TO SIZE, SHAPE, THEN COLOR.

EACH ONE AND FEELING




HOLDING IN MY HAND THE SURFACES.




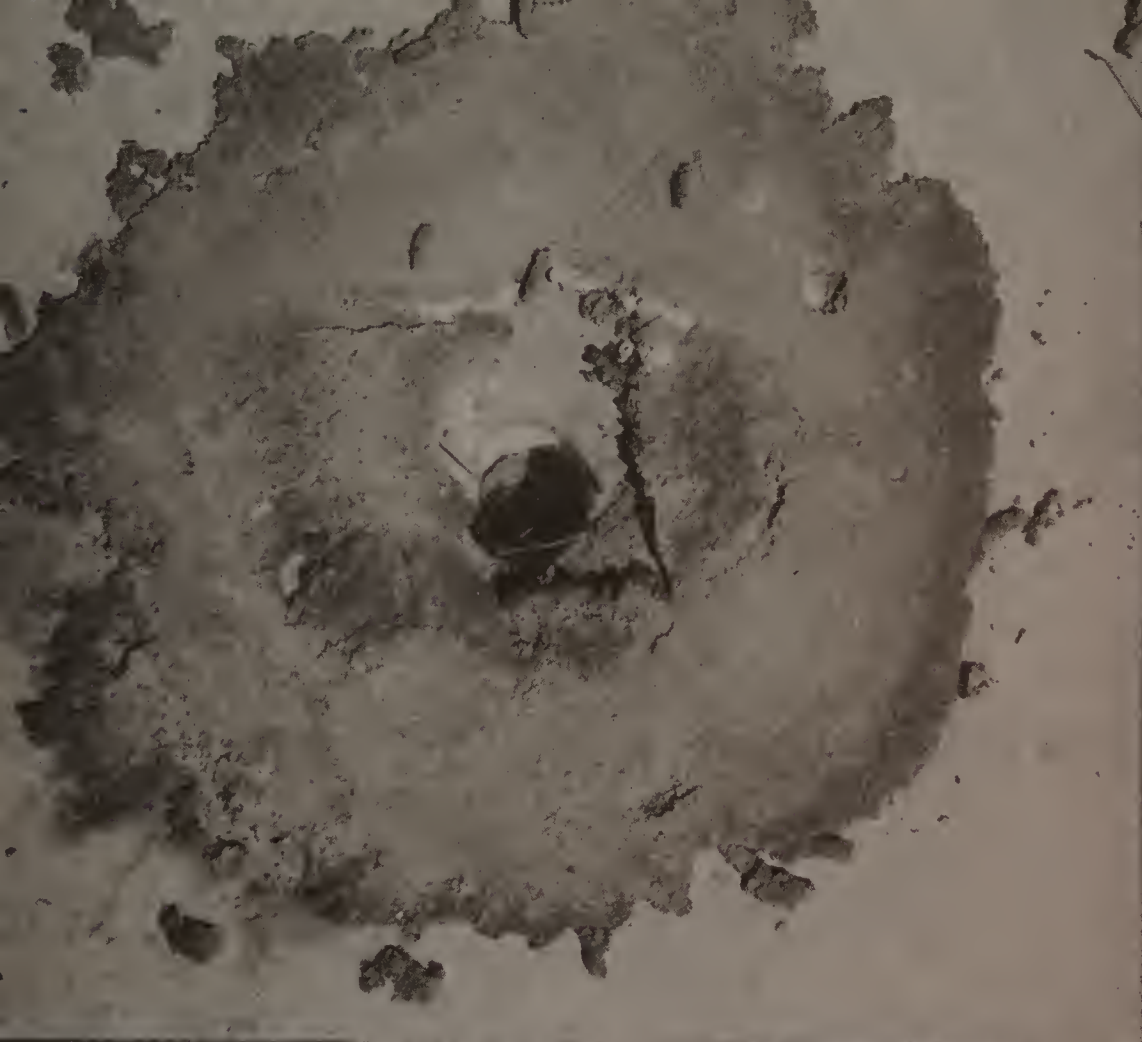
EXAMINING THEM FOR THEIR UNIQUE QUALITIES, MARKS, CRACKS, HISTORIES. HOLDING THEM UP TO THE LIGHT, TRYING TO LOOK THROUGH THEM.

THIS ONE HAS A PLACE THAT FITS MY THUMB PERFECTLY. THIS ONE HAS THE SLIGHTEST TINT OF ROBIN'S-EGG BLUE. THIS ONE STILL HOLDS SOME OF THE SHAPE OF THE ORIGINAL BOTTLE IT CAME FROM. I PONDER HOW ALL THESE PIECES ENDED UP IN THE OCEAN. WHAT JOURNEY HAVE THEY BEEN ON? HOW MANY HANDS TOUCHED THEM BEFORE MINE? WHAT DIFFERENT KINDS OF SOUNDS CAN I MAKE WITH THEM? DO THEY HAVE A TASTE? THERE ARE THINGS I WILL NEVER KNOW ABOUT THEM. BUT THERE ARE ALSO THINGS I CAN UNCOVER. I DEVELOP MY OWN EXPERTISE AS I GO AND UNDERSTAND IT IS BASED ON MY PERSONAL OBSERVATIONS.

THERE IS NO "CORRECT" WAY OF UNDERSTANDING ANYTHING. (EVEN THOUGH THE WORLD WANTS US TO BELIEVE THIS, IT'S NOT TRUE.)

THE INDO-EUROPEAN ROOT OF THE WORD "ART" IS "TO ARRANGE" OR "FIT TOGETHER" (JOIN). IN THIS LIGHT, ART CAN BE PARED DOWN TO ITS MOST SIMPLISTIC FORM. WE BEGIN BY COLLECTING, THEN PLAYING WITH THE MATERIALS OR OBJECTS, ORGANIZING THEM IN A VARIETY OF WAYS, MAKING NEW COMBINATIONS, TRYING THINGS, THEN OBSERVING THE ARRANGEMENTS WE HAVE MADE.





METHODS OF INVESTIGATION

OUR PERCEPTION OF THINGS CAN BE ALTERED SIMPLY BY THE ANGLE WE CHOOSE TO LOOK AT SOMETHING.

AN AVERAGE TREE LOOKS VERY DIFFERENT DEPENDING ON IF WE VIEW IT FROM FAR AWAY OR CLOSE UP. IT CHANGES AGAIN IF WE CHOOSE TO LOOK AT IT AS A COLOR PALETTE. MAYBE YOU DECIDE TO STUDY IT IN SEPERATE PARTS; THE LEAVES, THE BARK, THE GROWTH PATTERNS, THE ROOT SYSTEM. YOU COULD ALSO CHOOSE TO SEE HOW A TREE HAS FUNCTIONED IN A COMMUNITY (AS A MEETING PLACE), OR ANECDOTALLY—WHAT STORIES DO THE PEOPLE WHO LIVE AROUND IT HAVE TO TELL? WHO PLANTED IT? WHAT SOUNDS ARE MADE BY THE TREE? WHAT DOES THE SPACE AROUND THE TREE LOOK LIKE? WHAT IS IT MADE OF? HOW DOES THE TREE CHANGE VISUALLY OVER THE COURSE OF A DAY? A YEAR?

CREATIVITY ARISES FROM OUR ABILITY TO
SEE THINGS FROM MANY DIFFERENT ANGLES.

WAYS OF SEEING

THE FOLLOWING LIST INCLUDES A FEW OF THE
METHODS THAT WE CAN USE IN OUR INVESTIGATIONS.
WE CAN MAKE DECISIONS TO LOOK AT THINGS IN
A VARIETY OF WAYS AT ANY TIME. THIS IS
ONLY A PARTIAL LIST. YOU CAN ADD TO
IT YOURSELF AS
YOU GO.

SIGHT, SOUND,
SHAPE, TEXTURE,
(DEFINITION, WORDS),

SMELL, TOUCH, TASTE, MOVEMENT,
FUNCTION, SYMBOL, LANGUAGE
SUBJECTIVELY, OBJECTIVELY,


IN COMPARISON, CONTRAST, NEGATIVE SPACE,
(AS A STORY), HISTORICALLY, ANECDOTALLY,
MORALLY, DIACHRONICALLY, ARTISTICALLY, SCIENTIFICALLY,
(ONE POINT IN TIME), METAPHYSICALLY, SYNCHRONICALLY,
CULTURALLY, POLITICALLY, RITUALISTICALLY, CONTEXTUALLY,
AESTHETICALLY, MICRO, MACRO, IN MULTIPLE,
ALONE, 2D, 3D, ABSTRACTEDLY,
MYTHICALLY, DIRECTIONALLY,
LINEARLY, AS A HABITAT,
AS A DEVICE,
LIGHTHEARTEDLY,
AS A SIGN.

DOCUMENTING AND COLLECTING METHODS AND TOOLS

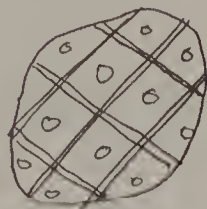
TO BE AN EXPLORER YOU DO NOT NEED ANY FANCY MATERIALS. ALL OF THE EXERCISES IN THIS BOOK CAN BE DONE USING WHATEVER YOU HAVE (JUST A PENCIL AND THIS BOOK). AS YOU GO ALONG YOU MAY WISH TO EXPLORE MORE DETAILED METHODS DEPENDING ON WHAT YOU HAVE AT YOUR DISPOSAL. HERE IS A SHORT LIST OF VARIOUS METHODS (YOU CAN ADD TO THIS LIST AS YOU DISCOVER NEW METHODS):

SIMPLE METHODS: WRITING, SKETCHING, COLLECTING OBJECTS, PENCIL RUBBINGS, PRESSINGS (FLAT OBJECTS), TRACING, CLAY RELIEF (PLASTICINE), TRANSCRIBING (CONVERSATIONS), PRINT MAKING (USING OBJECTS)

MORE INVOLVED TOOLS (OPTIONAL)




CAMERA/
PHOTOS




NON-DRYING
MODELING
CLAY
(PLASTICINE)



TWEEZERS



GLUE
STICK



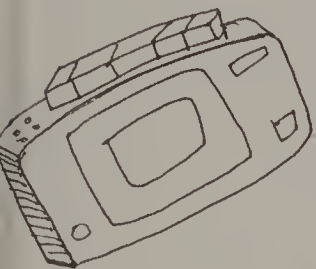
GLOVES




TAPE



SOME KIND
OF BAG



AUDIO RECORDER,
MP3 PLAYER,
COMPUTER, ETC.



VIDEO CAMERA




MAGNIFYING GLASS



FIELDBOOK
FOR TAKING
NOTES



DATE
STAMP &
PAD



POCKET KNIFE




PENCIL & PENS




LABELS


METHODS OF COLLECTING




ZIPLOC BAGS



ENVELOPES




RECYCLED GLASS JARS



RECYCLED BOXES



JOURNAL



FILE FOLDERS




TACTILE
BOARDS



HANGING



PILL JARS
OR FILM
CONTAINERS




RANDY
TINS

A LIST OF THINGS TO DOCUMENT AND COLLECT

YOUR COLLECTIONS AND RESEARCH SHOULD BE MADE UP OF THINGS THAT YOU RESPOND TO. THIS PROCESS IS BASED ON COLLECTING OR DOCUMENTING THINGS THAT EXIST FOR FREE IN THE ENVIRONMENT. THEY SHOULD BE THINGS THAT ARE READILY AVAILABLE OR FOUND, NOT PURCHASED. USE THIS LIST AS A LEAPING OFF POINT FOR INVESTIGATION.

THE CREATIVE MIND PLAYS WITH THE OBJECTS IT LOVES.
- CARL JUNG



LIFE

IS A

SCAVENGER

HUNT

FIELDWORK TIPS

1. NEVER LEAVE HOME WITHOUT A NOTEBOOK AND PEN.
2. WHEN PRACTICING "DEEP LOOKING" OR "DEEP LISTENING" IT IS BEST TO WORK ALONE.
3. RESPECT THE COMMUNITY IN WHICH YOU EXPLORE. THIS APPLIES TO ASPECTS OF NATURE, HUMAN OR OTHERWISE (AND ALSO INCLUDES PROPERTY, PUBLIC OR PRIVATE).
4. IF YOU FIND YOURSELF BEING QUESTIONED AS TO THE REASONS FOR YOUR ACTIVITIES, THE PHRASE "I'M CONDUCTING RESEARCH" USUALLY SATISFIES THE NOSIEST INTERLOPER.
5. EXPECT THE UNEXPECTED (AND YOU WILL FIND IT).



ENTRADA

SANTO CRISTO
LA BELLA

mano
mano

ANYTHING
CAN BE A
STARTING
PLACE.

BEGIN
WHERE
YOU
ARE.

IS THAT TOO VAGUE?
OKAY, THEN TURN THE PAGE.

1.

2.

3.

4.

5.

6.

7.

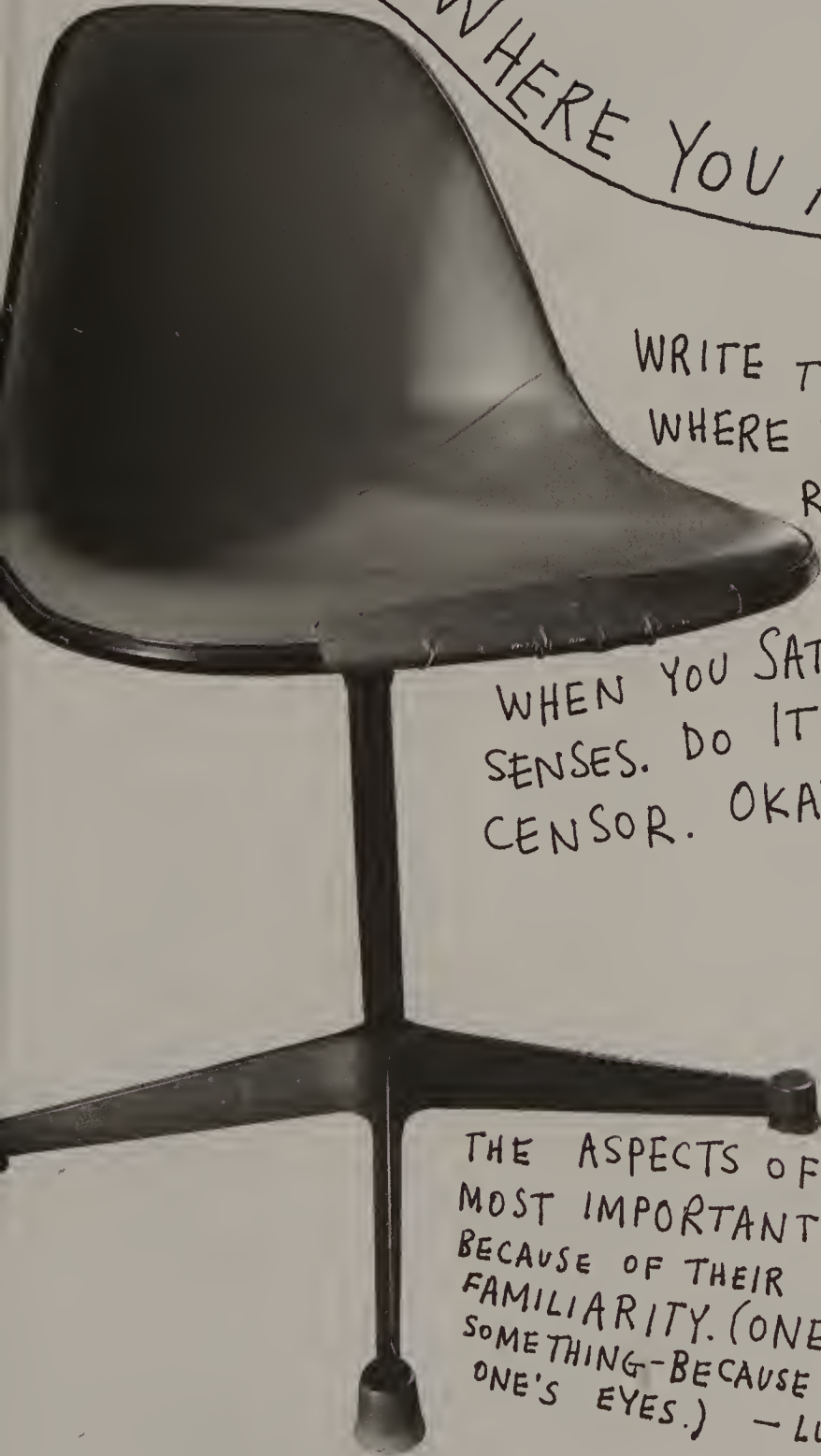
8.

9.

10.

RIGHT WHERE YOU ARE SITTING

EXPLORATION #1



WRITE TEN THINGS ABOUT
WHERE YOU ARE SITTING
RIGHT NOW THAT
YOU HADN'T NOTICED
WHEN YOU SAT DOWN. USE YOUR
SENSES. DO IT QUICKLY. DO NOT
CENSOR. OKAY, BEGIN.

THE ASPECTS OF THINGS THAT ARE
MOST IMPORTANT FOR US ARE HIDDEN
BECAUSE OF THEIR SIMPLICITY AND
FAMILIARITY. (ONE IS UNABLE TO NOTICE
SOMETHING-BECAUSE IT IS ALWAYS BEFORE
ONE'S EYES.) - LUDWIG WITTGENSTEIN



DIRECTIONS
TAKE TWO WITH WATER
FOLLOWED BY A LONG
WALK.





EXPLORATION #2

EXPERIENCE COLLECTION

USING THE "EXPERIENCE LOGS" IN THE BACK OF THE BOOK, MAKE A LIST OF THINGS THAT YOU NOTICE ON YOUR TRAVELS OR EXPERIENCES YOU HAVE. THEY COULD BE VERY BRIEF NOTES INCLUDING LOCATION, TIME, DATE, ETC.

EVERY EXPERIENCE IS UNREPEATABLE.

-ITALO CALVINO



LIGHT

COLLECT OBJECTS BASED ON HOW THEY REFLECT LIGHT. LIST THE DIFFERENT QUALITIES, SUCH AS REFLECTIVE, TRANSLUCENT, REFRACTING, MOTTLED, ETC. (TRY TO COLLECT THIRTY OBJECTS.)



NO IDEAS BUT IN THINGS.
- WILLIAM CARLOS WILLIAMS



EXPLORATION #3

ALTERNATE: LIGHT VISION
START TO PAY ATTENTION TO
LIGHT PATTERNS, REFLECTIONS,
AND PROJECTIONS. CONSIDER
THAT THEY ARE EVERYWHERE.
DOCUMENT THEM.

*GLUE AN ENVELOPE OR PLASTIC BAGGY HERE



EVERY MORNING WHEN WE WAKE UP, WE HAVE TWENTY-
FOUR BRAND-NEW HOURS TO LIVE. WHAT A PRECIOUS GIFT!
-THICH NHAT HANH

DAILY WALK

COLLECT OBJECTS ONLY ON YOUR
WAY TO WORK OR SCHOOL EVERY DAY.
(TRY TO COLLECT THIRTY.)





THE FIRST THING YOU SEE

START A COLLECTION BASED ON THE FIRST FOUND OBJECT YOU SEE ON YOUR WALK, WHATEVER THAT IS. YOU DECIDE WHAT THE CONNECTION BETWEEN THE OBJECTS IS (CAN BE BASED ON SHAPE, COLOR, SIZE, ETC.).

←
THINGS THAT TIE

THE SCULPTOR HENRY MOORE COLLECTED BONES, FLINTS, DRIFTWOOD, SEASHELLS, PEBBLES, WHALE VERTEBRAE, AND VARIOUS OTHER FOUND OBJECTS; HE USED ALL OF THESE THINGS AS SOURCES FOR HIS OWN WORK, AS WELL AS USING THEM AS NATURAL SCULPTURES.

IN A 1960S IBM FILM ABOUT THE
COMPUTER THERE IS A GOOD
DESCRIPTION OF THE CREATIVE
PROCESS....

THE NARRATOR STATES THAT THE
ARTIST IS NEVER BORED. SHE LOOKS
AT EVERYTHING AND STORES IT
ALL UP. SHE REJECTS NOTHING;
SHE IS COMPLETELY UNCRITICAL.
WHEN A PROBLEM CONFRONTS HER
SHE GOES THROUGH ALL THE STUFF
SHE HAS COLLECTED, SORTS OUT WHAT
SEEMS TO BE HELPFUL IN THIS
SITUATION, AND RELATES IT IN A
NEW WAY, MAKING A NEW SOLUTION.
SHE PREPARES FOR LEAPS BY
TAKING IN EVERYTHING.

-CORITA KENT



ITEM: CHILDREN'S PLAY STOVE*

MATERIALS: FOUND CARDBOARD, TAPE, PLASTIC
LIDS, ELECTRICAL TAPE

*ORIGINAL MADE OUT OF WOOD BY GRANDFATHER
CIRCA 1972



ARCHAEOLOGICAL DIG

COLLECT OBJECTS THAT RELATE TO YOUR CHILDHOOD OR INSPIRE MEMORIES. WRITE A BRIEF STORY TO ACCOMPANY EACH OBJECT.

ALTERNATE: RE-CREATE OBJECTS FROM YOUR CHILDHOOD USING FOUND OBJECTS OR READILY AVAILABLE MATERIALS (SUCH AS CARDBOARD, GLUE, STRING, TAPE, LEAVES, WOOD, OR ROCKS). YOU MAY CHOOSE TO RE-CREATE YOUR CHILDHOOD ROOM ON A MINIATURE SCALE USING FOUND MATERIALS.

PLAYING WITH THE SCALE AND MATERIAL OF OBJECTS CAN TRANSFORM THEIR MEANING IN INTERESTING WAYS AND BRING THINGS INTO THE REALM OF IMAGINATION. WHEN WE SEE SOMETHING THAT IS DIFFERENT THAN WE EXPECT WE ARE FORCED TO DEVELOP A NEW RELATIONSHIP WITH IT, ONE THAT ASKS US TO QUESTION "THAT WHICH WE THINK WE KNOW" OR "THAT WHICH WE SEE" WHILE ALSO ADJING A PLAYFUL ELEMENT. TRY PLAYING WITH DIFFERENT MATERIALS TO SEE HOW THE MEANING IS AFFECTED.

1B
blue springs

1592

MY FAVORITE BOWL

1B
ginseng root

386

JEN'S HAIR COLOR



THE MAIL BOX

1B
sterling

1591

THE HOUSE ON THE
CORNER



THE SKY ON 02/02/08

1B
jasper opal

387

MY DESK

3B
olive tree

392

DRIED MOSS
IN THE WOODS

1B
spring rain

723

A FOUND TAG

3B Δ
corn husk

307

DEAD WEEDS

2B
grassy meadows


570

A FOUND TENNIS BALL

2B
heartbeat

1319

BERRIES ON A SHRUB



JUICE LID

1B
you are my sunshine


302

NANA'S HOUSE

1B
yours truly

1317

TREE IN BACKYARD



MY RED SHOES

3B
four leaf clover

573

MY SCARF



WRAPPING PAPER

4B
golden vista

308

SUNSET 01/09/08

WORLD OF COLOR

COLLECT PAINT CHIPS FROM A PAINT OR HARDWARE STORE. FIND COLORS YOU RESPOND TO IN THE WORLD. ATTEMPT TO MATCH THEM USING THE CHIPS. (YOU CAN ALSO MATCH THE COLORS USING A PORTABLE PAINT SET.) MAKE NOTES OF WHERE YOU SAW THE COLORS.

ALTERNATE: DOCUMENT COLORS FROM YOUR FAVORITE BOOKS, YOUR DREAMS, YOUR MEMORIES.

EXPLORATION # 8

CRACKS


MAP OUT PAVEMENT CRACKS IN YOUR
NEIGHBORHOOD.



IT IS A KNOWN CONDITION THAT WHEN YOU BEGIN TO
PAY ATTENTION TO SOMETHING YOU'VE NEVER REALLY
LOOKED AT BEFORE YOU WILL BEGIN TO SEE IT EVERYWHERE.
YOU EVENTUALLY BEGIN TO FEEL AS IF THE THING IS OUT
TO FIND YOU, INSTEAD OF THE OTHER WAY AROUND.

CASE OF VERY SMALL THINGS

FOUND ALPHABET



CASE OF CURIOSITIES

COLLECT OBJECTS THAT YOU DO NOT UNDERSTAND OR HAVE MEANING FOR.

ALTERNATE: MINIATURE MUSEUM

COLLECT ONLY VERY SMALL THINGS.

STORE THEM IN A MINT TIN OR SMALL BOX.



MY DREAM IS TO WALK AROUND THE WORLD. A SMALLISH BACKPACK, ALL ESSENTIALS NEATLY IN PLACE. A CAMERA. A NOTEBOOK. A TRAVELING PAINT SET. A HAT. GOOD SHOES. I DON'T WANT TO TRUDGE UP INSANE MOUNTAINS OR THROUGH WAR-TORN LANDS, JUST A NICE STROLL THROUGH HILL AND DALE. BUT NOW I WALK EVERYWHERE IN THE CITY. ANY CITY. YOU SEE EVERYTHING YOU NEED FOR A LIFETIME.

-MAIRA KALMAN




EXPLORATION #10

ONE THING

CHOOSE AN EVERYDAY OBJECT. THIS CAN BE SOMETHING YOU FIND ON THE STREET OR SOMETHING YOU HAVE. LOOK AT THE TOP HALF OF THE OBJECT FOR FIFTEEN MINUTES. RECORD EVERYTHING YOU SEE THERE IN DETAIL. THEN DO THE SAME FOR THE BOTTOM HALF. THE LONGER YOU LOOK THE MORE YOU WILL SEE.



* WHALE FOUND ON STREET COVERED IN MUD



IF SOMETHING IS BORING AFTER TWO
MINUTES, TRY IT FOR FOUR. IF
STILL BORING, THEN EIGHT. THEN
SIXTEEN, THEN THIRTY-TWO. EVENTUALLY
ONE DISCOVERS THAT IT IS NOT BORING
AT ALL. — JOHN CAGE



DIFFERENCES

COLLECT MULTIPLES OF ONE THING (SUCH AS LEAVES, STONES, SHELLS, SEEDS, ETC.). LAY THEM OUT IN FRONT OF YOU. OBSERVE THEM IN DETAIL. USING THE "OBJECT LOG," LIST THE DIFFERENCES YOU SEE. TRY TO DOCUMENT AT LEAST TWENTY-FIVE THINGS.

THE IMAGINATION NEEDS MOODLING—
LONG, INEFFICIENT HAPPY IDLING,
DAWDLING, AND PUTTERING.

— BRENDA UELAND



THE GOGGLES OF ENHANCED PERCEPTION*

* DELUXE MODEL

SHIFTS PERCEPTION OF THE WEARER AND
ALLOWS THEM TO SPOT 'NEVER BEFORE SEEN'
DETAILS. OF EVERYDAY LIFE.

MATERIALS: CARDBOARD, ELECTRICAL TAPE,
METAL WIRE, FOUND PLASTIC TUBE, DUCT
TAPE, FOUND ACETATE.

* GOGGLES CAN BE MADE USING ANY VARIETY
OF FOUND MATERIALS. NO SPECIAL SKILLS
REQUIRED. DESIGN SHOULD BE SUITED
TO INDIVIDUAL NEED/TASTE.

FIFTY THINGS

WRITE DOWN (OR DOCUMENT)
FIFTY THINGS ABOUT ONE OF THE
FOLLOWING: A TRIP TO THE LIBRARY,
A TRIP TO THE GROCERY STORE,
A WALK IN YOUR NEIGHBORHOOD.

BEFORE FAMILIARITY CAN
TURN INTO AWARENESS THE FAMILIAR
MUST BE STRIPPED OF ITS INCONSPICUOUSNESS;
WE MUST GIVE UP ASSUMING THAT THE OBJECT
IN QUESTION NEEDS NO EXPLANATION.
HOWEVER FREQUENTLY RECURRENT, MODEST,
VULGAR IT MAY BE IT WILL NOW BE
LABELED AS SOMETHING UNUSUAL.
- BERTOLD BRECHT

NO PARKING
FOR 219 RIVER ST. ONLY!
VIOLATORS WILL BE
TOWED AT OWNERS' EXPENSE



KING VENETIAN
BLIND
AND
DRAPERY
INC.
MANUFACTURERS

**NO
PARKING
LOADING
ZONE**

TROY TYPEWRITER & SUP

COLLECTING TYPE

DOCUMENT LETTERING YOU FIND OUT
IN THE WORLD. TAKE NOTES ABOUT
WHERE AND WHEN YOU FOUND THE
SAMPLES.





SOUND MAP

SIT IN A LOCATION FOR ONE HOUR.
DOCUMENT ALL THE SOUNDS YOU CAN
HEAR AND THE TIMES YOU HEARD THEM.
MARK THE APPROXIMATE LOCATION OF THE
SOUNDS IN RELATION TO YOU ON A MAP.



THINGS THAT I'VE CONSUMED TODAY

(USED OR EATEN)



EGG



WHEAT TOAST W/ HONEY & BUTTER



TEA



VITAMINS



KIWI



LEFTOVER GREEK PIZZA



SPARKLING SPRING WATER X 2



BLACK LICORICE WHEEL



GINGER TEA WITH HONEY & LEMON



CHIPS & SALSA



HALF A GRAPEFRUIT



GREEN SALAD



TOOTHPASTE X 3



APPROX. 30 PIECES OF TOILET PAPER



WATER SEVERAL GLASSES



SMALL GLASS OF HEMP MILK.



1 GLASS PINOT NOIR. CARTRIDGE & BROWNE



CHEESE & CRACKERS



WATER FOR 1 SHOWER (10 MIN.), SEVERAL FLUSHES OF THE TOILET, & TWO SINKS FOR DISHES



1 SQUIRT OF BODY LOTION



1 STICK INCENSE 1 MATCH



SMALL PORTION OF SOAP



SEVERAL TAMPONS




H₂O

OLIVE OIL TO HEAT TACOS.



A PIECE OF STRING



SEVERAL SHEETS OF PAPER (IN MY JOURNAL)



GLUE (SMALL AMOUNT)



OLIVE OIL

CORN TORTILLAS JALAPENO

YOGURT VEGGIE GROUND "BEEF"

SALSA



CHIPS



TOMATOES

CILANTRO

CHEESE

ONIONS

LETTUCE

TWO SOFT TACOS



ONE SCOOP STRAWBERRY CHEESECAKE ICE CREAM



DEODORANT (1 APPLICATION)



CONDITIONER (1 APPLICATION)



1 PLASTIC BAG (FOR DOG POO) RECYCLED



APPLE JUICE



LIP BALM (TINTED) 1 APPLICATION

ELECTRICITY TO RUN A FEW LIGHTS AND THE STOVE



A SMALL AMOUNT OF DISH SOAP



NATURAL GAS TO HEAT THE HOUSE



INK TO DRAW THIS

ENOUGH GAS FOR A TEN-MINUTE CAR RIDE.



EXPLORATION # 15

CONSUMER

RECORD EVERYTHING YOU
CONSUME OR EVERYTHING
YOU PURCHASE IN ONE DAY/
WEEK.

SOURCE: KATE BINGAMAN-BURT

1. IF ON A WINTER'S NIGHT
A TRAVELER

2. WALT WHITMAN

3. TELEPORTATION

4. SOFT-BOILED EGGS

5. WET EARTH

WHAT SUPERHERO POWER WOULD YOU MOST LIKE TO HAVE? 4 WHAT FOOD WOULD YOU EAT EVERY DAY? 5. WHAT IS YOUR FAVORITE SMELL?

SURVEY

CREATE A SIMPLE SURVEY OF AT LEAST FIVE QUESTIONS. GIVE IT TO A SAMPLING OF PEOPLE. DOCUMENT THE ANSWERS IN A WAY THAT IS INTERESTING AND READABLE (FOR INSTANCE, AS A GRAPH, SPREAD SHEET, OR PICTOGRAM).



INSTANT SCULPTURE

CONSIDER THAT EVERYTHING
AROUND YOU IS A SOURCE
FOR SCULPTURE.

TRY MAKING QUICK
PIECES USING
WHATEVER YOU
HAVE AROUND YOU
IN THE MOMENT.



- GASTON BACHELARD
- THAT MOST SORDID OF ALL HAVENS, THE CORNER, DESERVES TO BE EXAMINED.





STRUCTURE

DOCUMENT PART OF A BUILDING(S) THAT MOST PEOPLE IGNORE (EXAMPLES INCLUDE THE CEILINGS, BATHROOMS, CORNERS, CLOSETS, AND THE INSIDES OF DRAWERS). PAY ATTENTION TO THE HIDDEN PLACES.
ALTERNATE: DOCUMENT THE CORNERS OF YOUR HOME.



FOUND "PAINT"

WHILE ON YOUR TRAVELS, COME UP WITH AS MANY THINGS AS YOU CAN FIND TO USE AS PIGMENT (ADDING WATER IF NECESSARY). SOME EXAMPLES INCLUDE CRUSHED BERRIES, MUD (USING DIFFERENT KINDS OF DIRT), CRUSHED LEAVES, SPICES.

ALTERNATE: DOCUMENT AN EXPERIENCE USING STAINS.

A COLLECTION OF UNCOMMON THINGS

PEA SOUP FOR DINNER

FOR A THEME: RANDOM COMBINATION PIECES.

incorporate chance

IDEA

I'M GETTING HUNGRY.

MUST FINISH...

1. CD COVER FOR C.O.
2. WEBSITE FOR W.T.J.
3. NEW SKETCH FOR LITTLE OTSU
4. STUDY

ART MADE BY ACCIDENT
 HOW TO CREATE COLLECTION.
 A BOOK MADE WITH NOTHING?
 FROM THE LIBRARY. FIND SOMETHING INTERESTING
 BOOKS FROM THE LIBRARY. ONES WITH
 BLUE COVERS. FIND SOMETHING INTERESTING

THE COLOR GREEN

I AM OBSESSED WITH IT.
 if you show people what is in your head they might think you are crazy.
 A SATURATED BRIGHT GREEN THE SAME COLOR AS MY PENCILS

NEW WHO IS IT

SMALL THOUGHTS

MAKE A LIST OF PLACID SMALL THOUGHTS YOU HAVE THROUGHOUT THE WEEK (FOR INSTANCE, WHAT WERE YOU THINKING JUST NOW?).

YOUR FAVORITE STREET

GO TO YOUR FAVORITE STREET. (IF YOU CAN'T GO THERE PHYSICALLY, THEN YOU CAN VISIT IT IN YOUR MIND.)
MAP IT OUT ON A PIECE OF PAPER.
THEN DESCRIBE (OR OTHERWISE DOCUMENT) EVERYTHING IN DETAIL: THE SHOPS, HOUSES, STREET SIGNS, TREES, ETC.



EXPLORATION # 21



(BASED ON "THE RUE VILIN" BY GEORGES PEREC)

EXPLORATION # 22



PEOPLE WATCHING


SIT IN A PUBLIC LOCATION
AND DOCUMENT PEOPLE
YOU SEE FOR ONE HOUR.
TAKE DETAILED NOTES.
MAKE SKETCHES OF
ONE ITEM THAT STANDS
OUT MOST ABOUT EACH
PERSON.

ALTERNATE: PEOPLE MAPPING
VISIT A LOCAL PARK OR
PUBLIC AREA. CREATE A
COLOR-CODED MAP OF THE
POSITION OF THE OTHER
PEOPLE IN RELATION TO YOU.
NOTE WHAT THE PEOPLE
LOOKED LIKE (WHAT THEY
WERE WEARING).



HOW TO UNCOVER A MYSTERY

1. LET THE MYSTERY FIND YOU—SOMETHING THAT PIQUES YOUR INTEREST AND UNLEASHES YOUR RABID CURIOSITY.
2. RESEARCH. THIS COULD BE CONDUCTED THROUGH A VARIETY OF VENUES (LIBRARY, INTERNET, DICTIONARY, INTERVIEWS, ETC.). DIG UP AS MUCH INFO AS YOU CAN ON THE SUBJECT / EVENT. COLLECT CLUES.
3. FOLLOW ALL "LEADS" (PIECES OF INFO THAT CAUSE YOU TO HEAD IN NEW DIRECTIONS). CONTACT PEOPLE INVOLVED.
4. GET INVOLVED DIRECTLY WITH THE THING YOU ARE RESEARCHING (FOR EXAMPLE, TAKE A CLASS, WRITE EXPERTS, ETC.).
5. CONDUCT A RE-CREATION (OF AN OBJECT OR EVENT). USE MAPS, DIORAMAS, PHOTOS, DIAGRAMS, ETC. LOOK AT THE SITUATION FROM DIFFERENT ANGLES.





76

COMBINATIONS

COMBINE GROUPS OF OBJECTS FOR VISUAL OR EMOTIONAL CONTRAST. YOU MIGHT TRY NATURAL VS. HUMAN-MADE, CONTRASTING COLORS, ALIVE VS. DECAYING, LIGHT VS. DARK.

ALTERNATE #1: TAKE TWO DIFFERENT OBJECTS AND TRY TO CREATE AS MANY CONNECTIONS BETWEEN THEM AS YOU CAN. YOU MAY NEED TO RESEARCH THEM TO COME UP WITH MORE IDEAS.

ALTERNATE #2: WRITE ABOUT WHAT IT IS LIKE TO COMBINE TWO DIFFERENT ACTIVITIES, SUCH AS EATING AND READING, OR WALKING AND DRAWING. HOW DOES ONE ACTIVITY AFFECT THE OTHER?



EXPLORATION # 25

WATER

STUDY AND DOCUMENT SHAPES
MADE BY WATER. FIND AS
MANY AS YOU CAN. RESEARCH
SHAPES MADE BY WATER. COME
UP WITH NEW ONES.



BECOMING LEONARD COHEN*

SKETCH OR DOCUMENT THINGS THAT
YOU USE IN YOUR DAILY ROUTINE.


* MUSICIAN LEONARD COHEN DOES THIS
REGULARLY AS A FORM OF MEDITATIVE
PRACTICE.

I HAVE ALWAYS LOVED THINGS,
JUST THINGS IN THE WORLD.

I LOVE TRYING TO FIND THE
SHAPE OF THINGS.

— LEONARD COHEN

FOUND WIRE
SCRIBBLE



ACCIDENTAL ART

GO FOR A WALK. IDENTIFY AND DOCUMENT EXISTING "ART" THAT YOU FIND, SUCH AS THINGS THAT ARE NOT CREATED ON PURPOSE. SOME EXAMPLES INCLUDE STAINS ON THE SIDEWALK, SPILLED PAINT, BIRD POO, RESIDUE, CORROSION, RUST, THINGS THAT ARE DAMAGED, RANDOM ARRANGEMENTS OF OBJECTS THAT YOU FIND INTERESTING, A BAG CAUGHT IN A TREE.

LOOK WITH ALL
YOUR EYES,
LOOK.






- JULES VERNE



EXPLORATION #28

BLIND OBSERVATION

PLACE AN OBJECT OR A SERIES OF OBJECTS IN YOUR POCKET. DESCRIBE THEM USING ONLY TOUCH. ALTERNATE: GO AROUND YOUR ROOM IN THE DARK AND IDENTIFY ALL THE OBJECTS IN IT BY TOUCH. DESCRIBE THEM.



TACTILE BOARDS


COLLECT MATERIALS BASED ON TEXTURE. GLUE THE TEXTURES TO A SHEET OF PAPER OR CARDBOARD (SEE DIAGRAM BELOW). INVITE PEOPLE TO CLOSE THEIR EYES AND GUESS WHAT THE DIFFERENT MATERIALS ARE.

EXPERIMENT WITH TOUCHING THE BOARDS USING DIFFERENT PARTS OF YOUR BODY (SUCH AS YOUR CHEEK OR ELBOW). ALTERNATE #1:

CREATE A TACTILE "MAP" OF A PLACE USING TEXTURES TO REPRESENT THE DIFFERENT AREAS OR QUALITIES.

ALTERNATE #2: USING A NON-DRYING CLAY (PLASTICINE), CREATE RELIEFS BY PRESSING THE CLAY INTO DIFFERENT TEXTURES YOU FIND.

SOURCE: BRUNO MUNARI



TRAVEL HISTORY

COLLECT OBJECTS THAT TELL A
STORY OF YOUR TRAVELS. DOCUMENT
WHERE YOU FOUND EACH OBJECT.





ALTERNATE #2 : WHAT ABOUT CREATING
SOUNDS WITH OTHER ITEMS SUCH AS
FOOD? WHAT SOUNDS CAN YOU MAKE
USING FRUIT AND VEGETABLES?

RESEARCH : THE VEGETABLE ORCHESTRA

FOUND SOUNDS

EXPLORATION # 31

COLLECT OBJECTS BASED ON THE SOUNDS YOU CAN MAKE WITH THEM (FOR EXAMPLE, TUBES, METAL, PLASTIC). YOU MAY WANT TO EXPERIMENT WITH ADDING OR COMBINING OBJECTS TO MAKE NEW SOUNDS, OR ADDING OTHER ELEMENTS (LIKE WATER). CONSIDER THAT WE EXPERIENCE SOUND IN ALL PARTS OF OUR BODY, NOT JUST OUR EARS. (WE CAN FEEL VIBRATIONS.)

SOURCE: EVELYN GLENNIE

ALTERNATE # 1:
TAKE A FIELD TRIP SPECIFICALLY TO LISTEN TO AND DOCUMENT SOUNDS.
SOURCE: MAX NEUHAUS

NOW I WILL DO NOTHING
BUT **LISTEN**.

I HEAR ALL SOUNDS RUNNING TOGETHER, COMBINED, FUSED, OR FOLLOWING, SOUNDS OF THE CITY, AND SOUNDS OUT OF THE CITY — SOUNDS OF THE DAY AND NIGHT...

- WALT WHITMAN

OFFICIAL LICENSE TO  OFFICIAL STAMP

CREATE YOUR OWN REALITY.

NAME: _____

ADDRESS: _____

 AFFIX PHOTO HERE

EXPERIMENTING SINCE: _____

* CUT OUT AND CARRY WITH YOU.

WORLD OF MAGIC


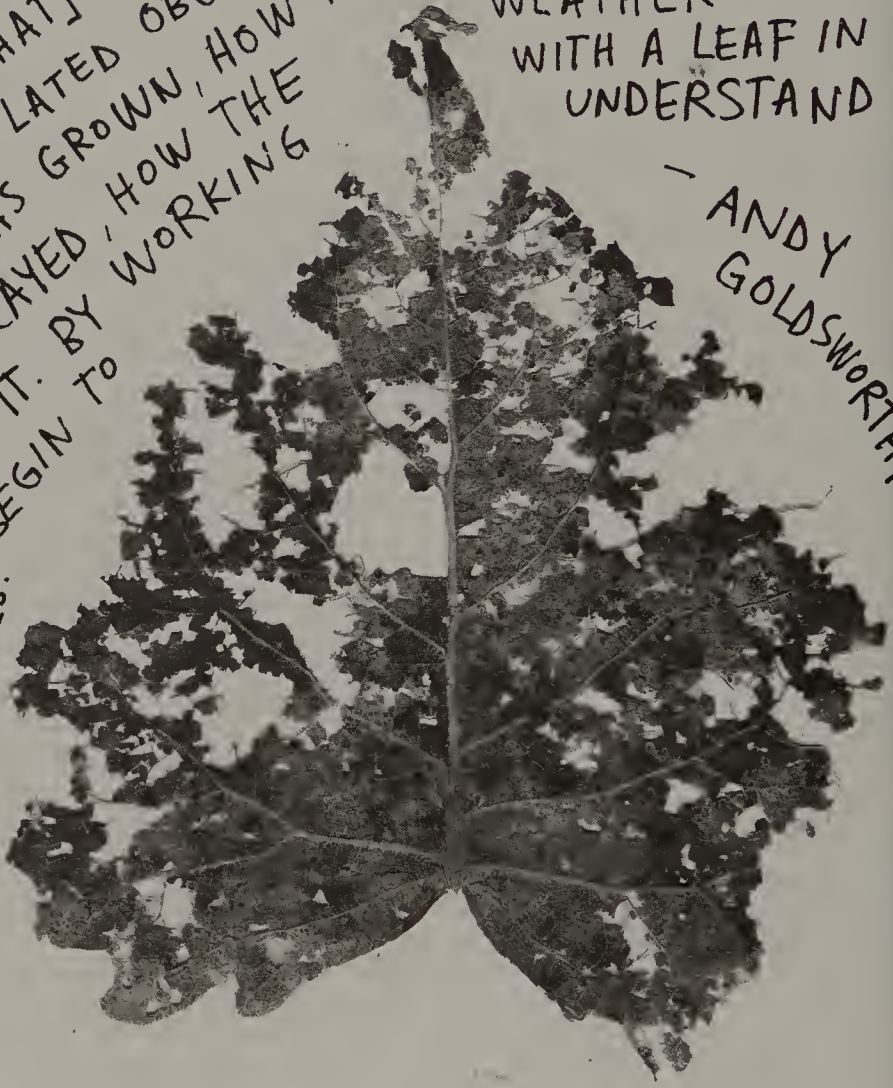
COLLECT OBJECTS FOR THEIR POTENTIAL
MAGIC QUALITY. ATTACH A STORY
TO THEM, OR CREATE A FICTITIOUS
HISTORY ABOUT THE OBJECT.



MAGIC PINECONE
WHEN PLANTED
GROWS A TREE
THAT CAUSES ALL
WHO SIT UNDER
IT TO FALL
ASLEEP AND HAVE
VIVID DREAMS.



WHEN I'M WORKING WITH A MATERIAL, IT'S NOT
JUST THE STONE [THAT] I'M TRYING TO UNDERSTAND,
NOT A SINGLE ISOLATED OBJECT BUT NATURE AS A WHOLE-
HAS CHANGED,
HOW THE LEAF HAS GROWN, HOW IT
WEATHER IS
AFFECTED BY IT. BY WORKING
WITH A LEAF IN
IT'S PLACE I BEGIN TO
UNDERSTAND
THESE PROCESSES.

- ANDY
GOLDSWORTHY




ARRANGEMENTS

GO OUT AND COLLECT ANY ITEM YOU CAN FIND IN ABUNDANCE (LEAVES WORK WELL FOR THIS IN THE FALL). BRING THEM HOME AND COME UP WITH AS MANY DIFFERENT WAYS OF DISPLAYING AND ARRANGING THEM AS POSSIBLE. TRY TO THINK OF THINGS YOU'VE NEVER CONSIDERED BEFORE (SUCH AS SEALING THEM IN ICE, COVERING BOOK COVERS WITH THEM, MAKING A LONG CHAIN THAT REACHES THE LENGTH OF YOUR HOUSE, ETC.). REALLY EXPLORE THE MATERIAL AND TRY TO UNDERSTAND IT, HOW IT WORKS, HOW IT IS AFFECTED BY DIFFERENT FACTORS (MOVEMENT, HUMIDITY, WEIGHT). EXPERIMENT WITH ARRANGEMENTS THAT THE VIEWER CAN PHYSICALLY INTERACT WITH (MAKE A TUNNEL, A WEB, A HOUSE). TRY ADDING OTHER MATERIALS (WATER, DIRT, OR PAINT).



enve



51

World Premiere at the Palm Springs
International Festival of Short Films,
Wednesday, Sept. 1st at 5pm.

EXPLORATION #34

INTERESTING GARBAGE

COLLECT PIECES OF DETRITUS YOU FIND INTERESTING OR INTRIGUING.

DOCUMENT THEM IN SOME WAY, WITH SKETCHES, PHOTOGRAPHS, OR WRITINGS. TAKE NOTE OF WHERE AND WHEN THE ITEMS WERE FOUND.

SOME THINGS TO PONDER: WHAT IS THE DIFFERENCE BETWEEN WHAT WE CHOOSE TO KEEP AND WHAT WE THROW AWAY? IS WHAT WE CONSIDER 'WITHOUT USE' MEANINGLESS? HOW CAN WE FIND NEW PRESENTATIONS FOR THESE THINGS?

SOURCE: CANDY JERNIGAN

STORIES ABOUT PLACE ARE MAKESHIFT THINGS. THEY ARE COMPOSED WITH THE WORLD'S DEBRIS. — MICHEL DE CERTEAU



PASSAGE

PORTER LAUNA FERRE

omage

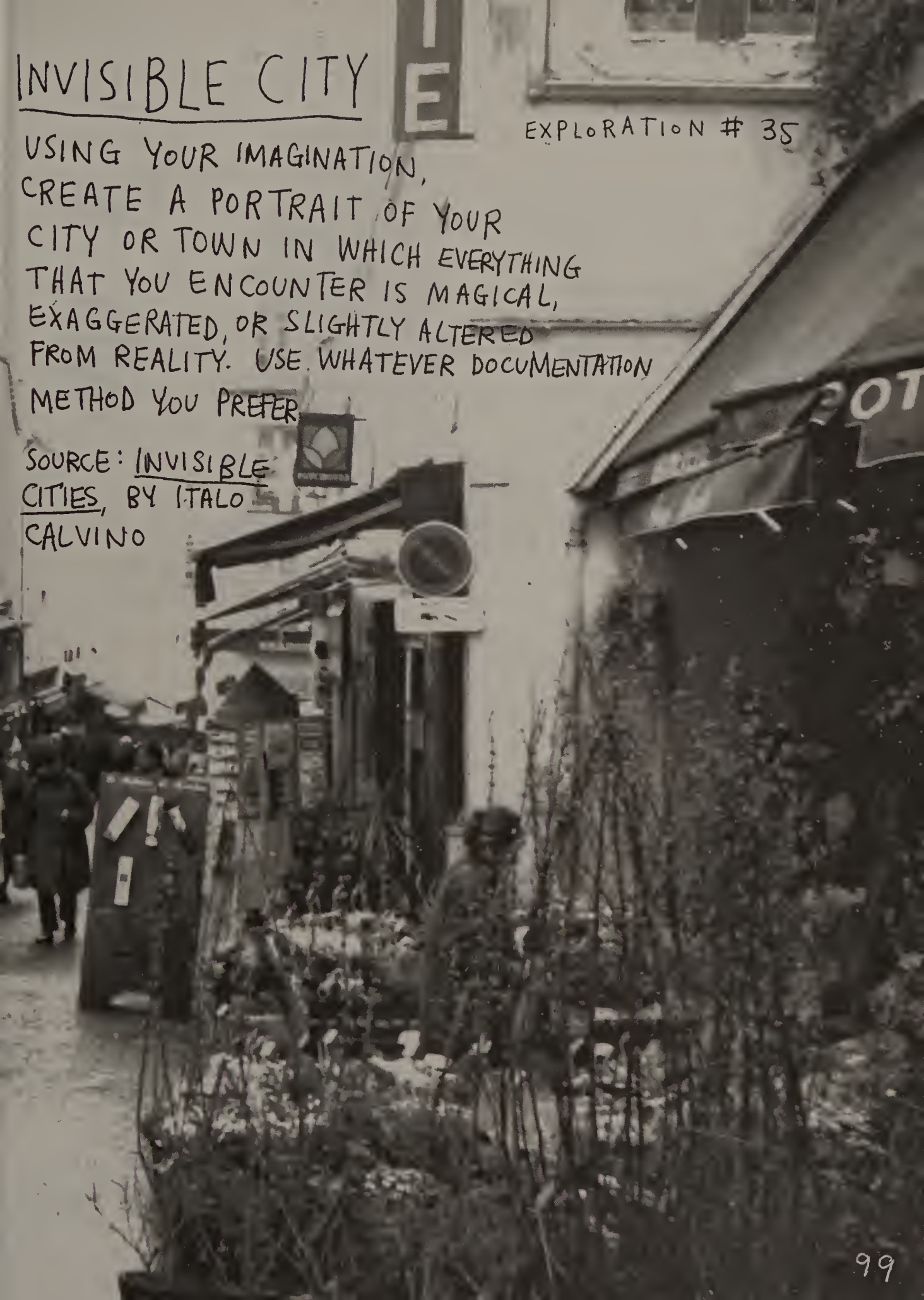
↑
SECRET PORTAL


INVISIBLE CITY

EXPLORATION # 35



USING YOUR IMAGINATION,
CREATE A PORTRAIT OF YOUR
CITY OR TOWN IN WHICH EVERYTHING
THAT YOU ENCOUNTER IS MAGICAL,
EXAGGERATED, OR SLIGHTLY ALTERED
FROM REALITY. USE WHATEVER DOCUMENTATION
METHOD YOU PREFER

SOURCE: INVISIBLE
CITIES, BY ITALO
CALVINO





exp
al of
ach lo
er wit
last wee
erick's
x poin
gam
on



THE WORLD
IS AN
ASTONISHING
PLACE.
- MILTON GLASER




EXPLORATION #36

THE TRUTH ABOUT INANIMATE OBJECTS

CAPTURE THE HIDDEN LIFE OF INANIMATE OBJECTS YOU FIND OUT IN THE WORLD. WHAT DO THEY DO WHEN THERE ARE NO PEOPLE AROUND? TRACK THEIR ACTIVITIES AND SOCIAL INTERACTIONS. YOU MAY HAVE TO GO UNDERCOVER FOR THIS OPERATION.

SOURCE: SKINNY LEGS AND ALL, BY TOM ROBBINS





THE UNIVERSE IS THE MIRROR IN WHICH WE
CAN CONTEMPLATE ONLY WHAT WE HAVE
LEARNED TO KNOW IN OURSELVES.

- M. R. PALOMAR.

BY ITALO CALVINO

TIME OBSERVATION


COME UP WITH SEVERAL WAYS OF DOCUMENTING THE PASSAGE OF TIME, BASED ON WHERE YOU ARE SITTING.

[THE RESIDUAL PURPOSE
OF ART IS] PURPOSELESS
PLAY. THIS PLAY, HOWEVER,
IS AN AFFIRMATION OF LIFE—
NOT AN ATTEMPT TO BRING ORDER
OUT OF CHAOS NOR TO SUGGEST IMPROVEMENTS
IN CREATION, BUT SIMPLY A WAY OF WAKING UP TO
THE VERY LIFE WE'RE LIVING, WHICH IS SO EXCELLENT
ONCE ONE GETS ONE'S MIND AND ONE'S DESIRES
OUT OF ITS WAY AND LETS IT ACT OF ITS OWN
ACCORD. — JOHN CAGE

GROCERY SHOPPING WITH JOHN CAGE

COLLECT THINGS IN YOUR BASKET BASED ON ONE VARIABLE OF YOUR CHOOSING (SUCH AS COLOR; SHAPE, SIZE, PACKAGING, FOODS YOU'VE NEVER EATEN, THINGS YOU DON'T UNDERSTAND, FOODS THAT ARE FLAT, ETC.). YOU DO NOT HAVE TO PURCHASE THEM UNLESS YOU WANT TO. DOCUMENT THEM SOMEHOW.

ALTERNATE: MAKE A LIST OF VARIOUS ITEMS (SUCH AS EVERY KIND OF CHEESE THE STORE SELLS). CHECK OFF THE ONES YOU'VE TRIED. DO A QUICK SKETCH OF THE SHAPES THEY COME IN.



FOOD AS ART

PREPARE A MEAL PAYING CLOSE ATTENTION TO ALL THE DETAILS. DOCUMENT THE PROCESS IN SOME FORM. INCORPORATE ALL THE SENSES IN YOUR PROCESS.

SHARE THE MEAL WITH SOMEONE.

SUGGESTION: USING THE EXPERIENCE LOG,

TAKE AN ETHNOGRAPHIC APPROACH

(PRETEND IT'S THE FIRST TIME YOU'VE DONE IT).

SOURCE: RIRKRIT; TIRAVANIJA

ALTERED

FIND A WAY TO ALTER YOUR PHYSICAL EXPERIENCE OF THE WORLD (YOUR SENSES) WHILE ON YOUR TRAVELS. EXAMPLES ARE SQUINTING YOUR EYES TO BLUR YOUR VISION, WEARING COLOR-TINTED GLASSES, CLOSING ONE EYE, WEARING EARPLUGS, HANGING UPSIDE DOWN FOR A TIME, WALKING AS SLOWLY AS POSSIBLE, AND PLUGGING YOUR NOSE WHILE EATING.

DOCUMENT THE EXPERIENCE.

STATES



ANECDOTE: I HAD A TEACHER IN ART SCHOOL WHO TURNED EVERYTHING HE LOOKED AT UPSIDE DOWN. EVERYTHING. IT WAS AS IF HE COULD SEE IT BETTER THAT WAY. IF HE COULDN'T MOVE IT, HE WOULD GET ON HIS HANDS AND KNEES AND TURN HIMSELF UPSIDE DOWN. OFTEN WE FORGET ABOUT THE PHYSICALITY OF OBSERVING, LITERALLY CHANGING OUR VIEWPOINT OR PERSPECTIVE.



EXPLORATION #41

FOUND FACES

DOCUMENT ANY NATURALLY OCCURRING
FACES YOU FIND ON YOUR TRAVELS.
LOOK FOR THEM IN PLUMBING PARTS,
FIXTURES (DOOR HOOKS), IN NATURE (TREES),
IN HUMAN-MADE OBJECTS, IN THE
CLOUDS, ETC.




LOCAL LORE

DOCUMENT A PLACE BY INTERVIEWING PEOPLE ABOUT IT. YOU CAN TRANSCRIBE BY USING SOME KIND OF RECORDING EQUIPMENT OR BY FILLING OUT AN EXPERIENCE DOCUMENTATION LOG.


SOURCE : HARRELL FLETCHER




12" B.H.S.K.
W.B.E.N.T.M.



100%



20
ist überall der klein-
ne Kavaliere der
Französin Yvonne.



FOUND PAPER*

ONE OF THE EASIEST THINGS TO FIND IN THE WORLD IS DISCARDED PAPER.

WHILE ONE LONE ITEM MAY NOT SEEM TERRIBLY INTERESTING, WHEN YOU START TO ASSEMBLE A COLLECTION, IT CAN BE INTENSELY SATISFYING TO LOOK AT AND ARRANGE INTO DIFFERENT CONFIGURATIONS.

* NOTE: FOUND CARDBOARD PROVIDES ENDLESS POSSIBILITIES FOR CREATIVE PRODUCTION! ALWAYS HAVE SOME ON HAND FOR SPONTANEOUS PROJECTS.

* GLUE ENVELOPE HERE FOR COLLECTION PURPOSES.



DA COSA NASCE COSA.
(ONE THING LEADS TO ANOTHER.)
— BRUNO MUNARI



EXPLORATION # 44

DATE DUE

LIBRARY EXPLORATION

CHOOSE ONE ITEM OR THEME.

YOU MAY USE PAGE 23 FOR IDEAS

(THINGS TO DOCUMENT OR COLLECT).

GO TO A LIBRARY. CONDUCT

RESEARCH ON YOUR CHOSEN

ITEM USING THE OBJECT LOG.

COLLECT AS MANY DIFFERENT MATERIALS AS YOU CAN TO DISPLAY LATER, SUCH AS SKETCHES, HISTORY, NOTES, DRAWINGS, AND PHOTOS. PRESENT YOUR FINDINGS AS AN INSTALLATION.

ALTERNATE: CREATE POEMS BASED ON THE TITLES OF BOOKS.

(BASED ON THE WORK OF NINA KATCHADOURIAN)

WHAT WE NEED TO QUESTION IS BRICKS,
CONCRETE, GLASS, OUR TABLE MANNERS, OUR
UTENSILS, OUR TOOLS, THE WAY WE SPEND OUR
TIME, OUR RHYTHMS. TO QUESTION THAT
WHICH SEEMS TO HAVE CEASED FOREVER
TO ASTONISH US. WE LIVE, TRUE, WE BREATHE,
TRUE; WE WALK, WE OPEN DOORS, WE GO DOWN STAIRCASES,
WE SIT AT A TABLE IN ORDER TO EAT, WE LIE DOWN
ON A BED IN ORDER TO SLEEP. HOW? WHY? WHERE? WHEN?
WHY? - GEORGES PEREC

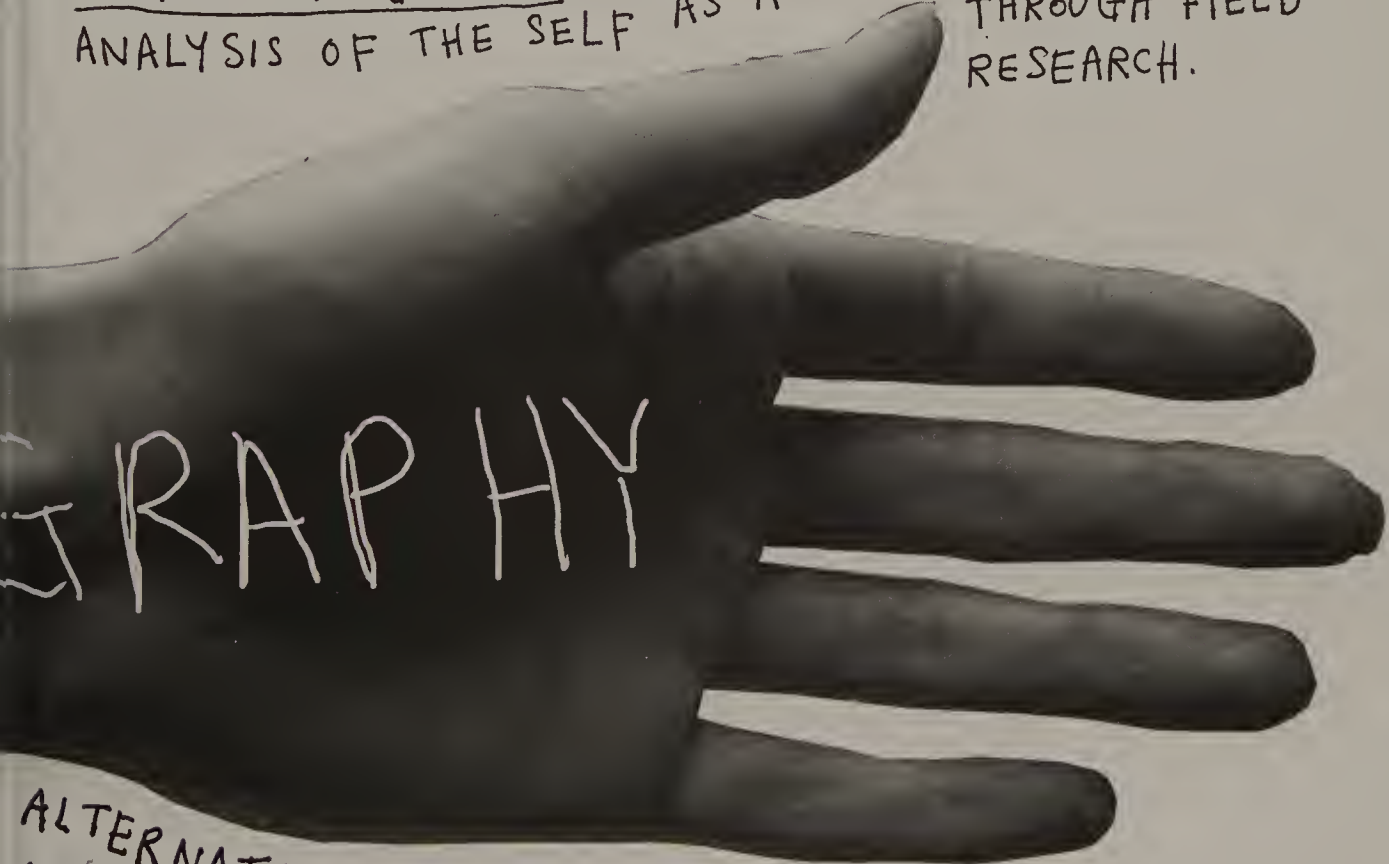
SELF - ETHNO

USE YOURSELF AS YOUR SUBJECT FOR DOCUMENTATION
DOCUMENT IN DETAIL ALL OF YOUR MOVEMENTS,
ACTIVITIES, BEHAVIORS, AND CONVERSATIONS
THROUGHOUT THE COURSE OF A WEEK.
INCLUDE DATE, TIME, & PLACE.

EXPLORATION #45

ETHNOGRAPHY. N. THE DOCUMENTATION AND ANALYSIS OF A PARTICULAR CULTURE THROUGH FIELD RESEARCH.

SELF-ETHNOGRAPHY. N. THE DOCUMENTATION AND ANALYSIS OF THE SELF AS A FOREIGN CULTURE THROUGH FIELD RESEARCH.



ETHNOGRAPHY

ALTERNATE: CHOOSE ONE SPECIFIC ASPECT OF YOUR EXISTENCE TO DOCUMENT (E.G., DETERMINE HOW MANY STEPS YOU TAKE ON A DAILY BASIS).



FOUND PATTERNS

COLLECT OR DOCUMENT AS MANY PATTERNS AS YOU CAN FIND WHILE ON YOUR TRAVELS. YOU MAY DECIDE TO USE ONLY PATTERNS IN NATURE, OR HUMAN-MADE, OR BOTH. PENCIL RUBBINGS WORK WELL FOR THIS.

NO MAN WHO EVER LIVED LIKED SO MANY THINGS AND DISLIKED SO FEW AS WALT WHITMAN. ALL NATURAL OBJECTS SEEMED TO HAVE A CHARM FOR HIM. ALL SIGHTS AND SOUNDS SEEMED TO PLEASE HIM.

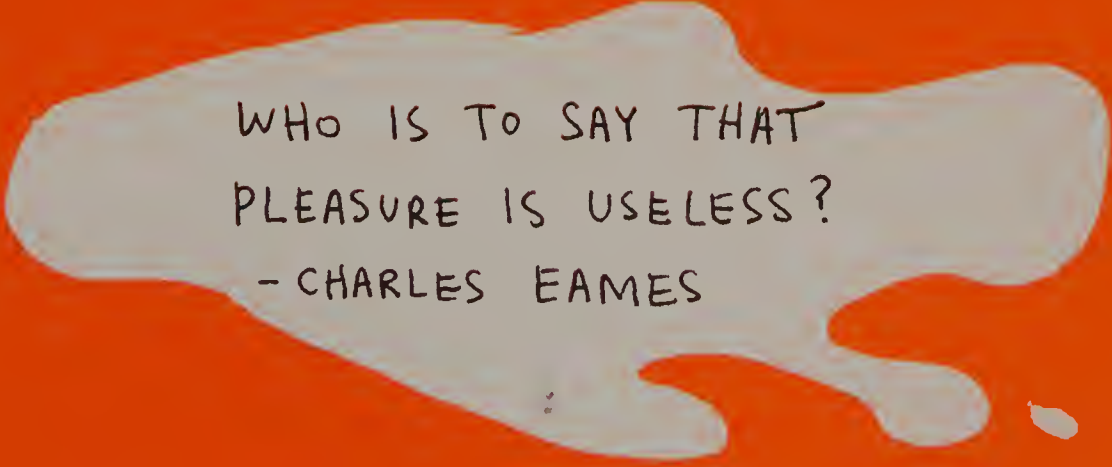
-DR. WILLIAM JAMES, THE VARIETIES OF RELIGIOUS EXPERIENCE






THE SHAPES OF STAINS AND SPLOTCHES

MAKE TRACINGS OF STAINS OR SPLOTCHES YOU FIND. MAKE NOTES ABOUT WHERE YOU FOUND THEM. WORK IN DIFFERENT COLORS. TRY CUTTING THE SHAPES OUT OF PAPER AND LAYERING THEM TO MAKE A COLLAGE.

SOURCE: INGRID CALAME



WHO IS TO SAY THAT
PLEASURE IS USELESS?
- CHARLES EAMES



EXPLORATION # 48

FINDER EXPLORATION

USING THE FINDER BELOW, GO OUT INTO THE WORLD AND CREATE A PAGE OF QUICK SKETCHES DOCUMENTING DIFFERENT COMPOSITIONS. CHOOSE COMPOSITIONS WHERE YOU CANNOT TELL WHAT THE SUBJECT MATTER IS. ALTERNATE: DO THIS EXERCISE USING A CAMERA.

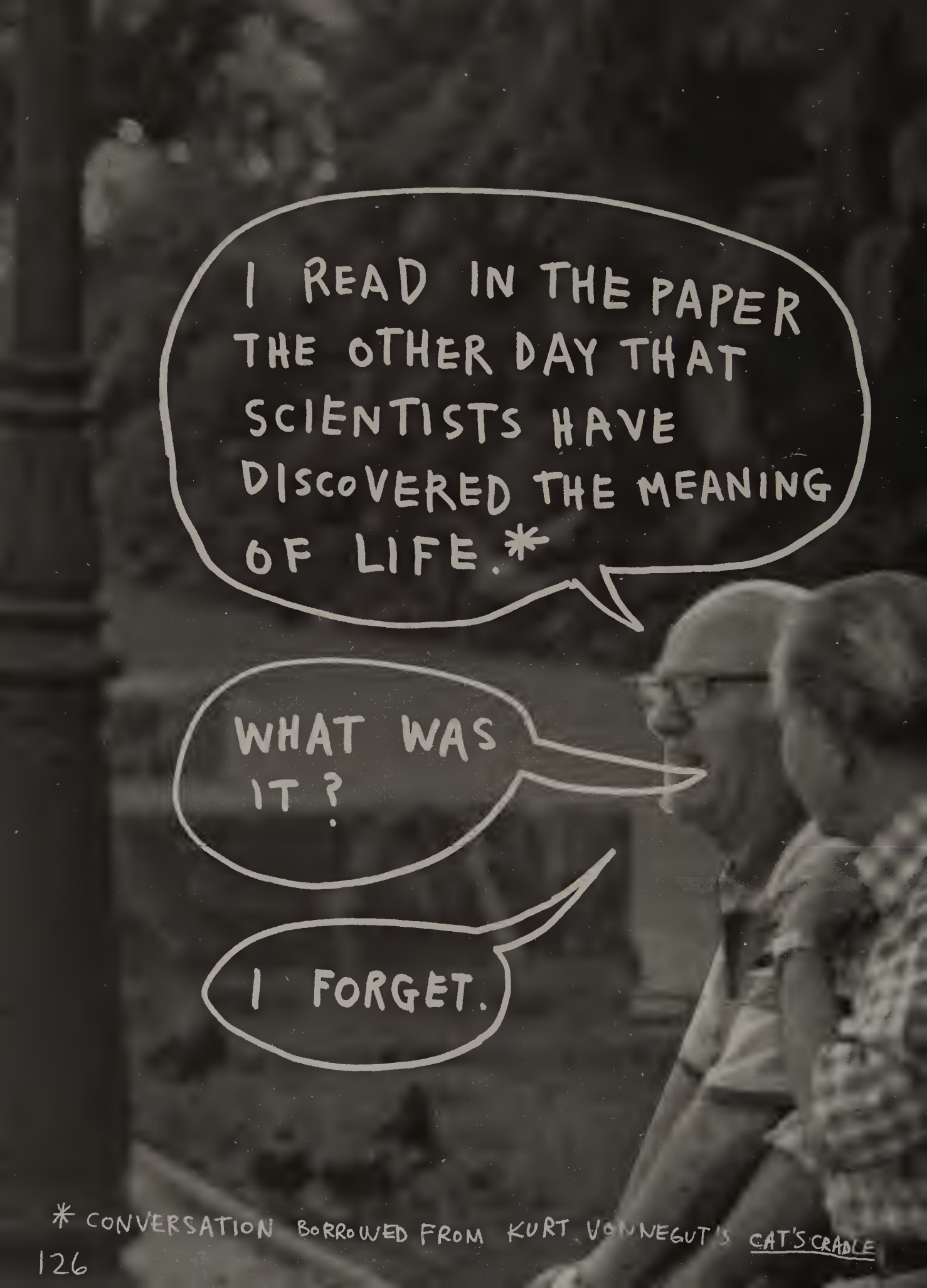


DIRECTIONS

1. TRACE FINDER ONTO CARDSTOCK.
2. CUT OUT.

ALTERNATE:

1. JUST CUT OUT MIDDLE HOLE.
2. CARRY THE BOOK WITH YOU ON YOUR EXCURSIONS.



I READ IN THE PAPER
THE OTHER DAY THAT
SCIENTISTS HAVE
DISCOVERED THE MEANING
OF LIFE.*

WHAT WAS
IT?

I FORGET.

* CONVERSATION BORROWED FROM KURT VONNEGUT'S CAT'S CRADLE

EXPLORATION # 49


FOUND WORDS

USING THE EXPERIENCE LOG,
DOCUMENT AN OVERHEARD
CONVERSATION.

ALTERNATE: COLLECT
WORDS YOU FIND
INTERESTING.

DURING HIS STAY IN LONDON
IN 1874, THE FRENCH POET
RIMBAUD COLLECTED ENGLISH
WORD-LISTS. STRINGS OF
ENGLISH WORDS, SOMETIMES
HYPHENATED, WERE
COLLECTED IN HIS PAPERS.
ON "PIGEONS," FOR EXAMPLE,
HE LISTS "HOMING-WORKING-
FANTAILS-PEARL-EYED
TUMBLER..." THE
LIST OF WORDS GOES
ON AND TUMBLES IN A
VERTIGINOUS SPIRAL OF SOUNDS.

- BRIONY FER 127



SUBJECT IS WEARING
A "SMELL LOCATOR" DEVICE.



ONCE A SMELL IS LOCATED
A HONING BEACON IS
ACTIVATED ALLOWING
SUBJECT TO LOCATE THE
SOURCE.

FOUND SMELLS


GO FOR A WALK. MAKE A LIST OF ALL THE SMELLS IN YOUR NEIGHBORHOOD. BE AS DETAILED AS POSSIBLE. ATTEMPT TO IDENTIFY SOURCES.

ADDICTION?	DYSFUNCTION	HUMOR	PET PEEVES
ADVENTURES	ECCENTRICITIES	IDIOSYNCRASIES	PREFERENCES
AVERSIONS	EXERCISE	JEALOUSY	QUESTIONS
ANIMALS	FACE	INSECURITIES	QUOTIDIAN (EVERYDAY)
BOOKS	FALL	LESSONS	RANDOM THOUGHTS
BODY	FAMILY	LOVES	REGRETS
BLUNDERS	FAVORITES	LUNCH	RELATIONSHIPS
BREAKFAST	FEARS	MEMORIES	SCHOOL
CHILDHOOD	FOOD	MISTAKES	SOCIAL LIFE
CLOTHING	FRIENDS	MISUNDERSTANDING: SPIRITUALITY	SUCCESSSES
CLIMATE	FRUSTRATIONS	MOODS	SYNCHRONICITY
COINCIDENCES	FURNITURE	NATURE	TOYS
DECISIONS	GIFTS	NEUROSIS	VACATIONS
DISLIKES	GRATITUDE	NEIGHBORHOOD	WALKS
DISASTERS	HOBBIES	OBSERVATIONS	WORK
DREAMS	HOUSE	VISIONS	

NON-LINEAR LIFE

DOCUMENT YOUR ACTIVITIES FROM ONE DAY/WEEK/MONTH/YEAR IN AN ENCYCLOPEDIA FASHION.

ALTERNATE: CREATE ICONS FOR YOUR LIFE ACTIVITIES. DOCUMENT THEM ON A CHART. TRY CHANGING THE ORDER OF THINGS.





MINIATURE ECOSYSTEM

COLLECT WATER FROM THREE DIFFERENT SITES. THESE CAN INCLUDE A LAKE, POND, STREAM, PUDDLE, OR SIMILAR.

COMBINE THE SAMPLES IN A JAR WITH A TIGHT FITTING LID.

PLACE THE JAR IN A SUNNY LOCATION AND WATCH TO SEE THE ECOSYSTEM UNFOLD. SOON THIS

MINIATURE WORLD WILL START TO ORGANIZE ITSELF AND CREATE SOME INTERESTING RESULTS.

MAKE NOTES ABOUT THE DAILY CHANGES. EXPERIMENT WITH

DIFFERENT WATER SOURCES TO SEE HOW THE RESULTS VARY. EACH ECOSYSTEM IS UNIQUE.

SOURCE: GAIA'S GARDEN, BY TOBY HEMENWAY

CHOPSTICK ↘

STICK ↗

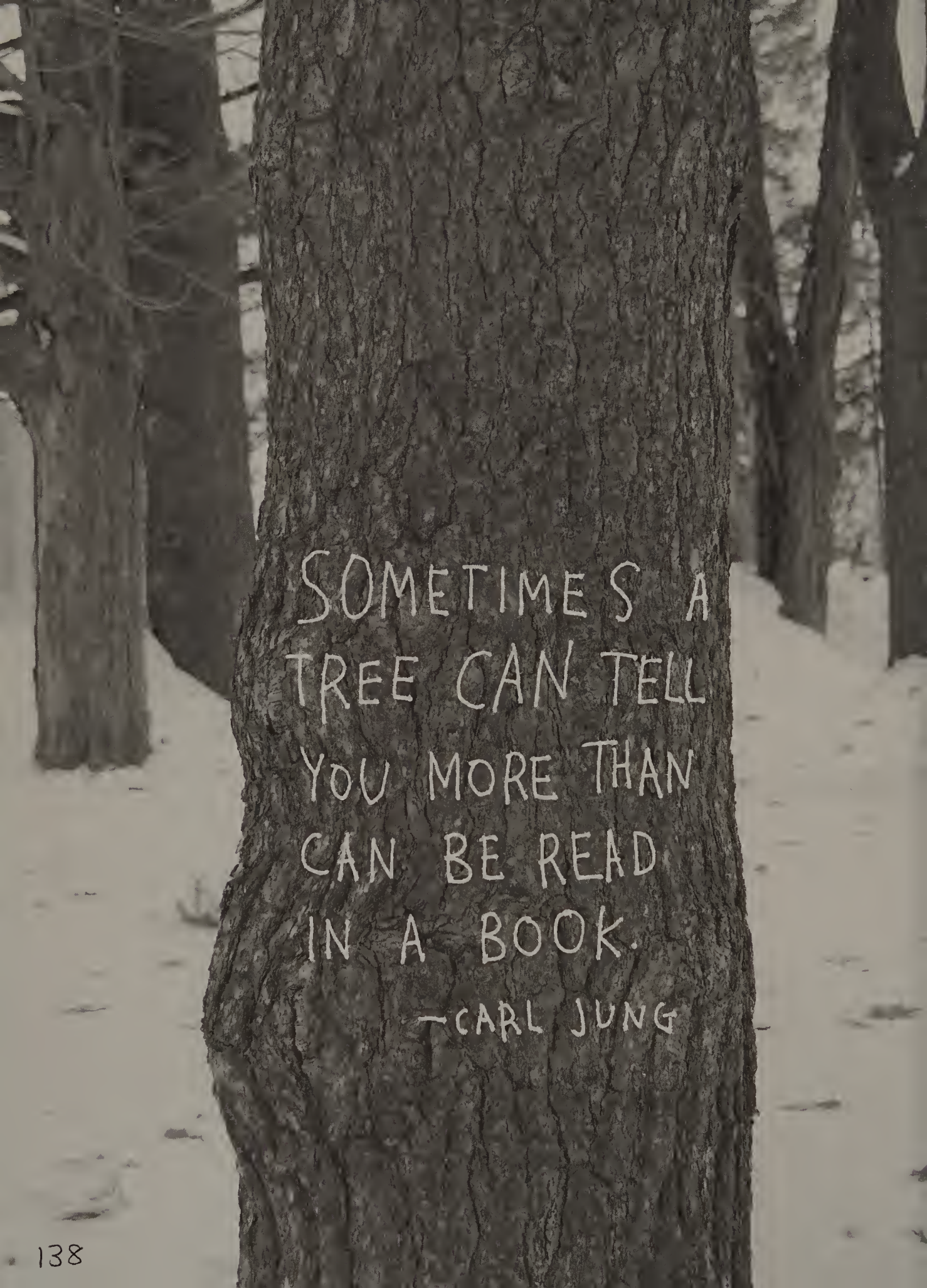
TWINE ↘

RUSTY NAIL ↗

PINE BOUGH ↘

FOUND WRITING UTENSILS

EXPERIMENT WITH AS MANY DIFFERENT KINDS OF WRITING UTENSILS AS YOU CAN. YOU MAY USE FOUND PAINT, INK, OR REGULAR PAINT.



SOMETIMES A
TREE CAN TELL
YOU MORE THAN
CAN BE READ
IN A BOOK.

-CARL JUNG

EXPLORATION #59

THE LANGUAGE OF TREES

COLLECT AS MANY PARTS OF TREES AS YOU CAN. (USE THINGS THAT HAVE FALLEN NATURALLY, YOU DON'T WANT TO HARM THE TREES.) ARRANGE YOUR COLLECTION. PLAY WITH IT. HANG IT. STUDY THE SHAPES. DO DRAWINGS. HANG THINGS FROM BRANCHES. CELEBRATE TREES!

EXPLORATION #55

LIFE IS A DICTIONARY. — RALPH WALDO EMERSON



WAYS TO TRANSFORM AN EVERYDAY EXPERIENCE

LOOK AT THE WORLD AS A PUZZLE THAT YOU DETERMINE THE MEANING OF.

ADD MUSIC

(WITH HEADPHONES)

SET A TONE DETERMINED BY YOU.

SEE EVERYTHING AS A FILM. YOU ARE THE FILMMAKER. EVERYTHING IS A SOURCE.



MAKE A MOVIE WITH YOUR EYES.

INVOKE THE IMAGINATION (PRETEND YOU ARE ON A SECRET MISSION, GO INTO CHARACTER, PERCEIVE INANIMATE OBJECTS AS REAL).

PRETEND YOU ARE SOMEONE ELSE. "WHAT WOULD _____ DO?"

ATTEMPT TO SEE THINGS FROM AS MANY ANGLES AS POSSIBLE.

ALTER YOUR HABITUAL ROUTINE. TAKE A DIFFERENT ROUTE THAN YOU NORMALLY WOULD.

WEAR A COSTUME OR DISGUISE.

WHAT TO
COLLECT

WHERE TO
EXPLORE

METHOD OF
INVESTIGATION

DOCUMENTING
METHOD

HOW TO INCORPORATE INDETERMINACY

ALLOW SOMETHING (OR SOMEONE) ELSE TO CHOOSE WHAT DIRECTION YOU HEAD IN, OR WHAT OR HOW YOU EXPLORE.

THE EXPLORER GAME

WHAT YOU WILL NEED: SCISSORS, A VESSEL OF SOME KIND (BOWL OR POCKET)

DIRECTIONS

1. USING THE GRID PROVIDED FILL IN AS MANY VARIABLES AS YOU WISH IN EACH CATEGORY.
2. CUT OUT THE SQUARES. KEEP THE CATEGORIES SEPARATE.
3. PLACE THEM IN SOME KIND OF VESSEL.
4. WITHOUT LOOKING, MIX THEM UP AND PICK ONE FROM EACH CATEGORY.
5. EXPLORE USING THESE VARIABLES.

WHAT IF MY HOUSE
WERE A PLAYGROUND?
A BLANK CANVAS?
HAD SECRET POWERS?

WHAT IF ALL
MY NEIGHBORS
HAD SECRET
LIVES?

THOUGHT EXPERIMENTS

EINSTEIN USED "THOUGHT
EXPERIMENTS" (QUESTIONS
THAT CAN ONLY BE SOLVED
USING THE IMAGINATION),
ON A REGULAR BASIS.
HE ACTUALLY FORMULATED
THE SPECIAL THEORY OF
RELATIVITY BY ASKING
THE QUESTION, "WHAT
WOULD IT BE LIKE TO
TRAVEL ON A BEAM
OF LIGHT?" IT IS
INTERESTING TO
CONDUCT THESE THOUGHT
EXPERIMENTS IN THE
MIDST OF EVERYDAY
LIFE.

IMAGINATION IS MORE IMPORTANT
THAN KNOWLEDGE. - ALBERT EINSTEIN

WHAT IF LITTLE
ELVES LIVED ON
THE ROOF AND
ONLY CAME OUT
AT NIGHT?

WHAT IF I
HAD THE POWER
OF INVISIBILITY?

WHAT IF ALL
LEAVES HAD SECRET
MESSAGES EMBEDDED
INTO THEM?

WHAT IF THE
NEWSPAPER HELD
ALL THE SECRETS
OF THE UNIVERSE
IN SOME KIND
OF CODE?

SECRET EXPLORER UNIFORM *

* COMPLETE WITH HIDDEN INTERIOR
POCKETS FOR CARRYING FINDS



I AM WHAT IS AROUND ME. — WALLACE STEVENS

SCAVENGER HUNT COLLECTION

MAKE A LIST OF THINGS TO FIND IN ONE DAY. THIS IS FUN TO DO WITH A FRIEND OR IN A GROUP, AND THEN COMPARE YOUR FINDINGS.

SOME IDEAS:

- o AN ENVELOPE THAT HAS BEEN PREVIOUSLY MAILED
- o A PIECE OF A PUZZLE
- o SOMETHING THAT WAS GROWING
- o AN OVERHEARD STORY
- o A FOOTPRINT
- o A MATCH BOOK
- o SOMETHING THAT IS OR WAS MEANINGFUL TO SOMEONE ELSE
- o A SMELL
- o SOMETHING THAT IS BLUE

THE IMPORTANCE OF GETTING LOST


THE CLOSER MAN GETS TO THE UNKNOWN, THE MORE INVENTIVE HE BECOMES — THE QUICKER HE ADOPTS NEW WAYS. —BUCKMINSTER FULLER

TO ENTER INTO THE UNKNOWN (TO PARTAKE IN AN EXPERIMENT) INVOLVES A WILLINGNESS TO FULLY EXPERIENCE AND STUDY THINGS WE DON'T UNDERSTAND, AND TO EMBRACE THAT LACK OF UNDERSTANDING.

THERE ARE DIFFERENT WAYS OF "GETTING LOST." THERE IS THE LITERAL LOST, AS IN BEING LOST IN THE WOODS UNABLE TO FIND YOUR WAY BACK TO THE STARTING POINT. OR THERE ARE METAPHORICAL EXAMPLES OF BEING LOST: LOST IN ONE'S HEAD, A LOST SOUL, LOST IN TIME. IN THE CONTEXT OF EXPLORING WE CAN THINK OF IT IN TERMS OF "EXISTING IN A STATE WHERE YOU DO NOT KNOW EXACTLY WHERE YOU ARE HEADED." IN THIS SENSE WE MAY CHOOSE TO BECOME EITHER LITERALLY LOST, OR LOST IN THE SENSE THAT WE ENTER INTO A RELATIONSHIP WITH OBJECTS AND IDEAS WITHOUT KNOWING WHAT THE OUTCOME WILL BE.

HOW TO WANDER AIMLESSLY

1. PICK A DAY AND TIME.
2. PACK A BAG. →
3. START HEADING
IN ANY DIRECTION.
ACT ONLY ON INSTINCT.
4. DO THE OPPOSITE OF WHAT YOU
THINK YOU SHOULD.
5. IF YOU START TO THINK YOU
ARE WASTING YOUR TIME THEN
YOU ARE DOING IT CORRECTLY.
6. KEEP GOING. PAY ATTENTION
TO THE DETAILS. LOSE ALL
SENSE OF TIME AND PLACE.







FIELD

WORK

SPACE IN WHICH TO CONDUCT YOUR
OBSERVATIONS, DOCUMENTATION, & RESEARCH.

OBJECT DOCUMENTATION LOG

Object:

Dimensions:

Material:

Inventory Date:


Location Found:

Visual Description/sketches:

Potential Categories:

Additional Notes:

Fieldworker's Initials:



EXPERIENCE DOCUMENTATION LOG

Date:

Time:

Location:

Subject/Event:

Visual Description/sketches, colors,
textures, smells, shapes, materials:

Additional Notes:

Fieldworker's Initials:

OBJECT DOCUMENTATION LOG

Object:

Dimensions:

Material:

Inventory Date:


Location Found:

Visual Description/sketches:

Potential Categories:

Additional Notes:

Fieldworker's Initials:



EXPERIENCE DOCUMENTATION LOG

Date:

Time:

Location:

Subject/Event:

Visual Description/sketches, colors,
textures, smells, shapes, materials:

Additional Notes:

Fieldworker's Initials:

OBJECT DOCUMENTATION LOG

Object:

Dimensions:

Material:

Inventory Date:

Location Found:

Visual Description/sketches:

Potential Categories:

Additional Notes:

Fieldworker's Initials:

EXPERIENCE DOCUMENTATION LOG

Date:

Time:

Location:

Subject/Event:

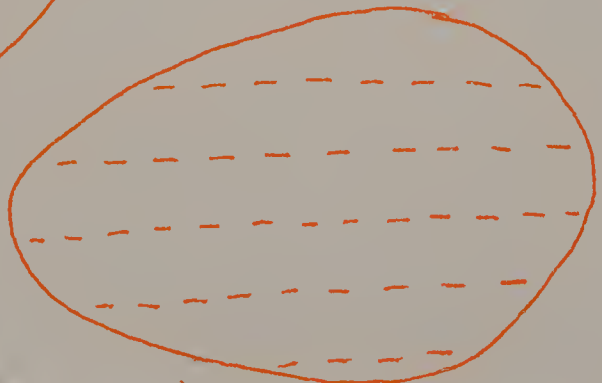
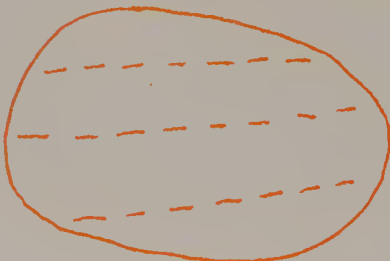
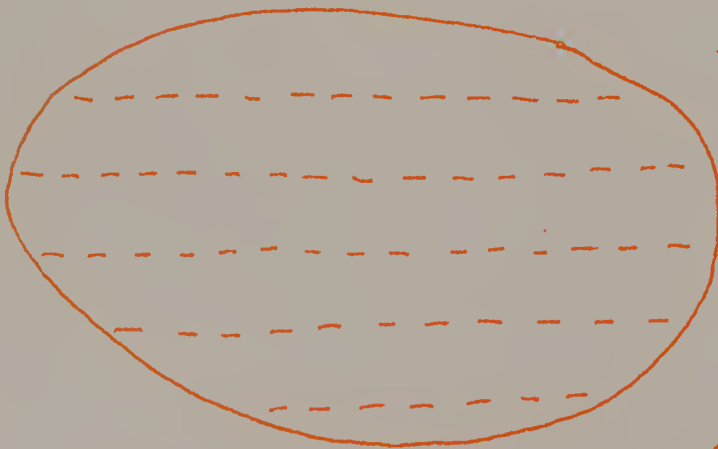
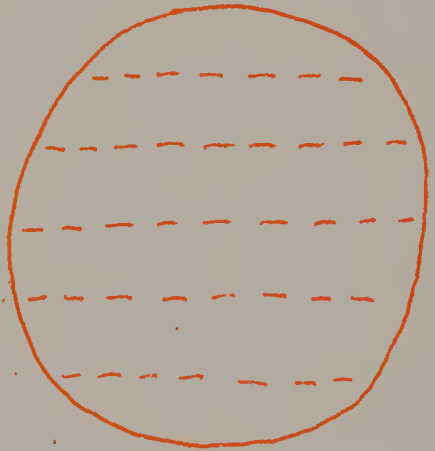
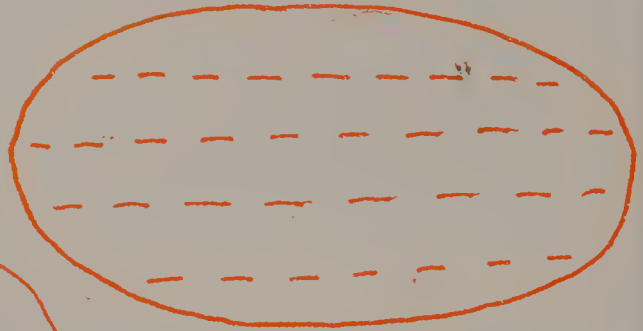
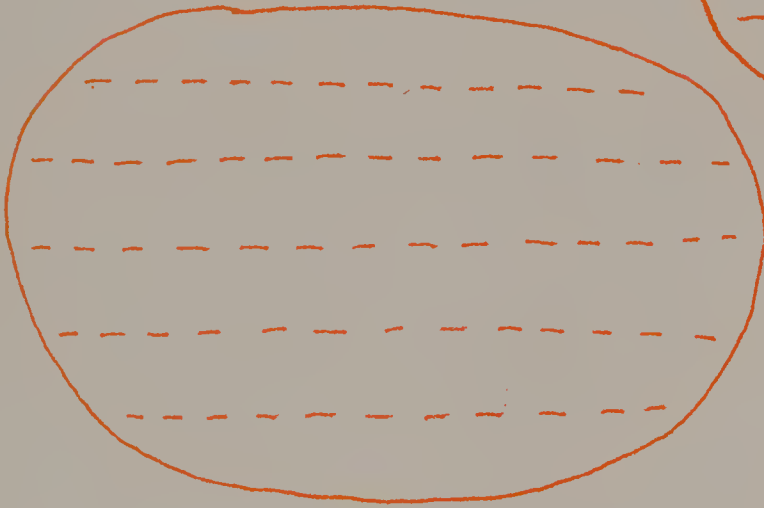
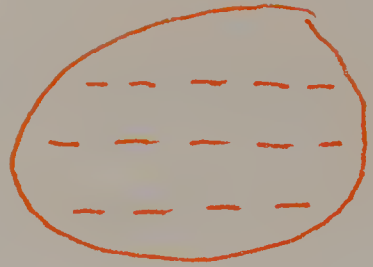
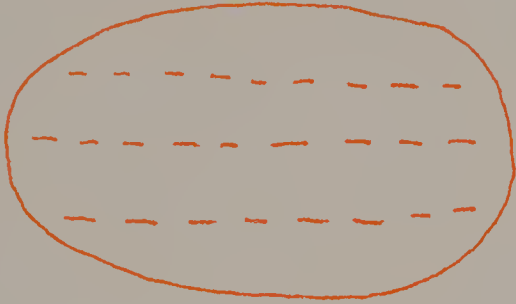
Visual Description/sketches, colors,
textures, smells, shapes, materials:

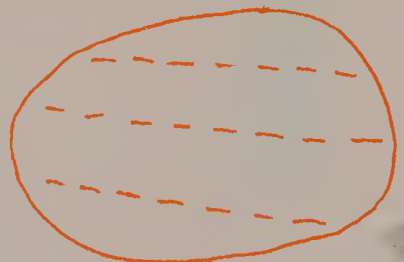
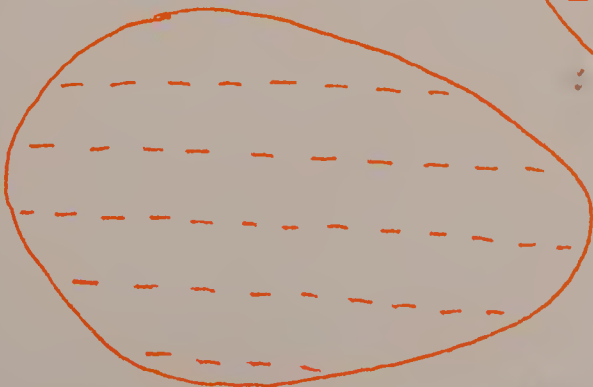
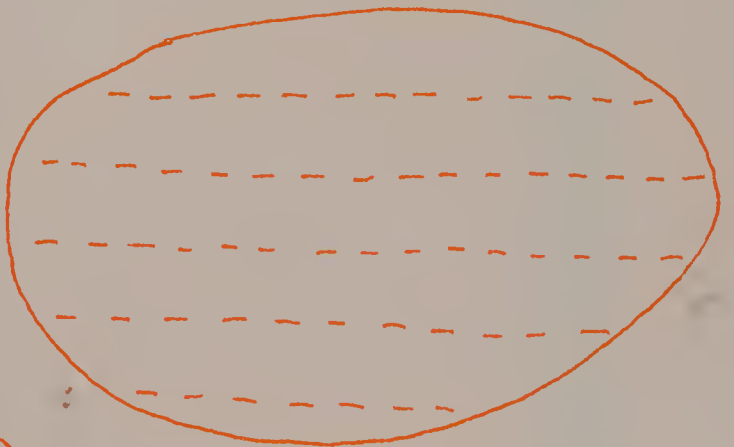
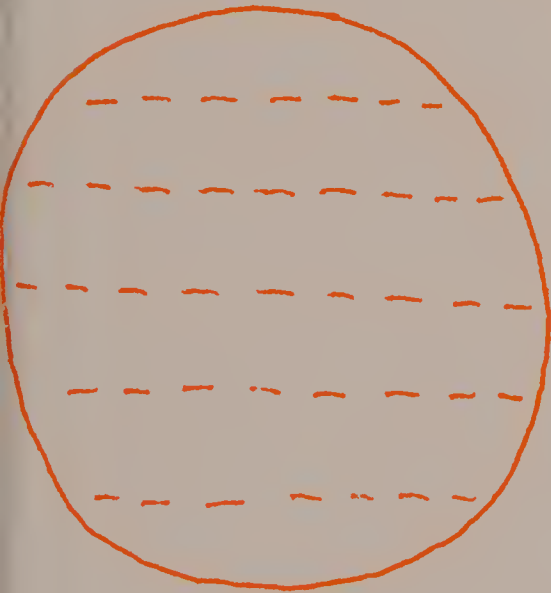
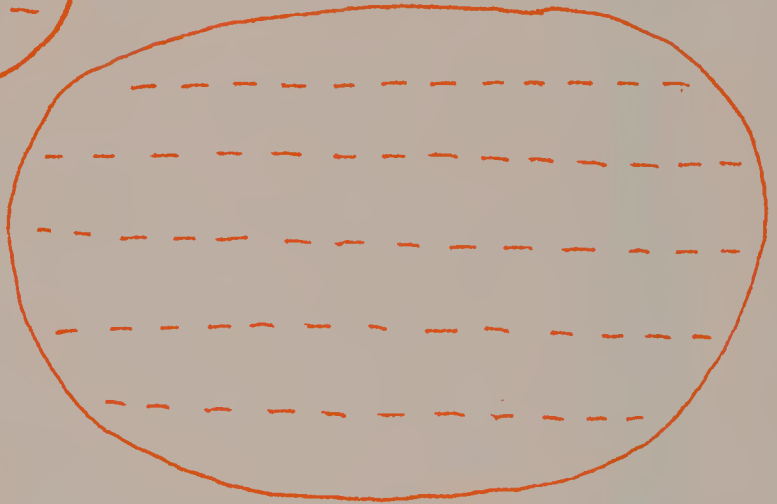
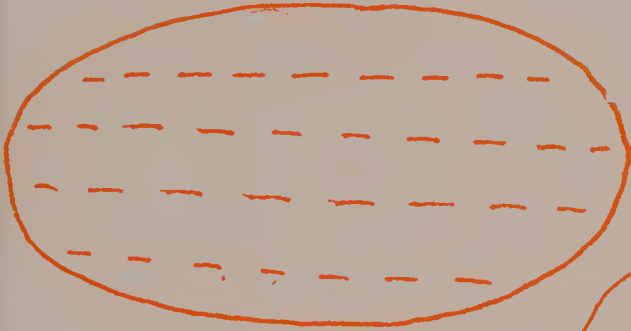
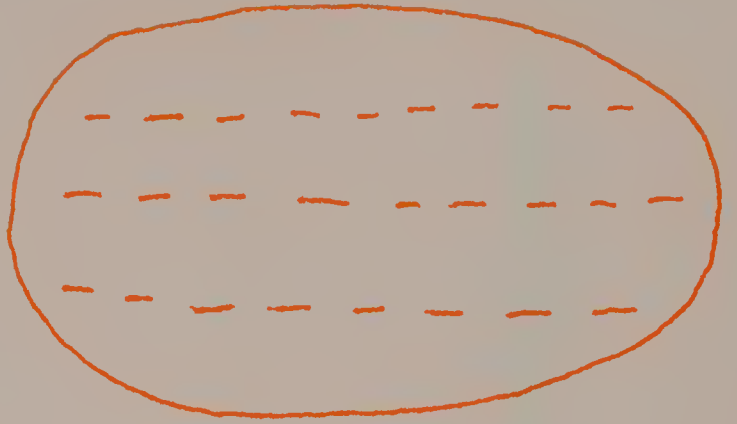
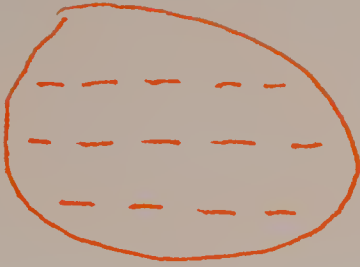
Additional Notes:


Fieldworker's Initials:

RESEARCH NOTES

(CONNECT THE DOTS)








← TAPE HERE →

MAKE A STORAGE POCKET

1. CUT OUT SLIT AS MARKED.
2. TAPE THIS PAGE TO THE NEXT ONE ALONG THREE SIDES.




3. PLACE FLAT ITEMS INSIDE.



← TAPE HERE →

CUT OUT

← TAPE HERE →



A PLACE TO GLUE FOUND OBJECTS.



EXPERIENCE COLLECTION

DATE	DESCRIPTION	LOCATION


EXPERIENCE COLLECTION



DATE

DESCRIPTION

LOCATION

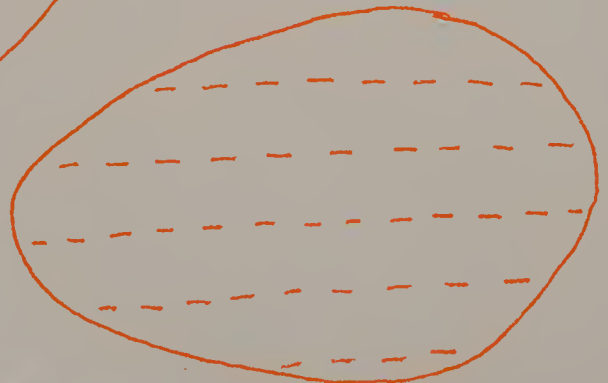
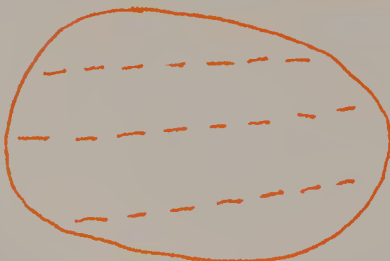
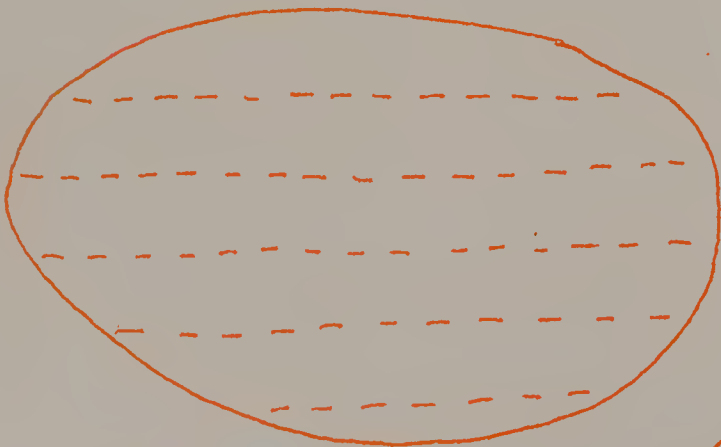
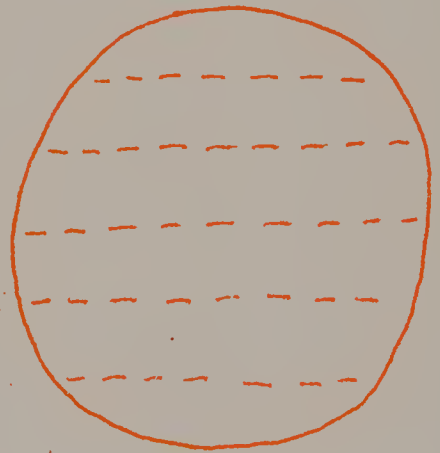
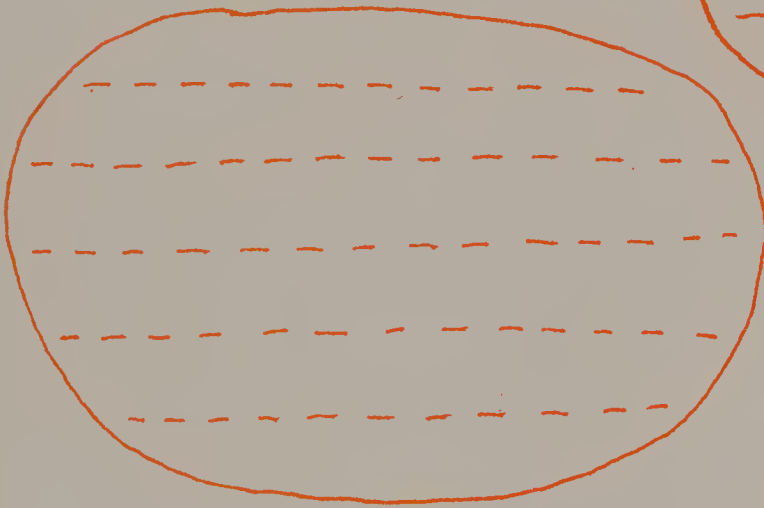
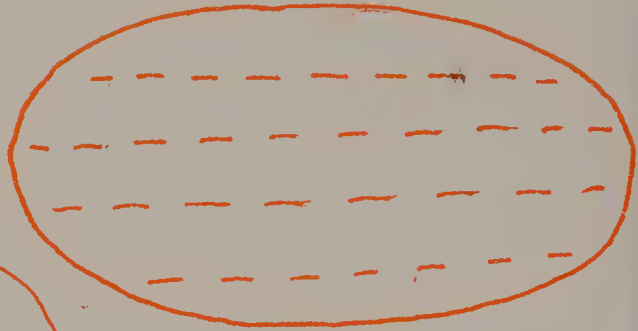
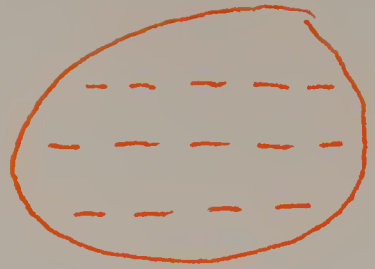
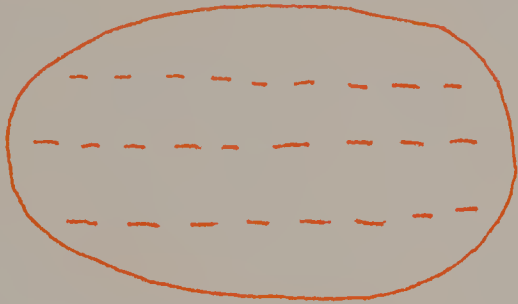
DATE	DESCRIPTION	LOCATION

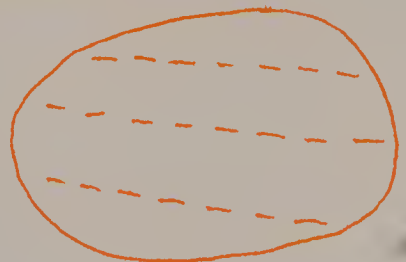
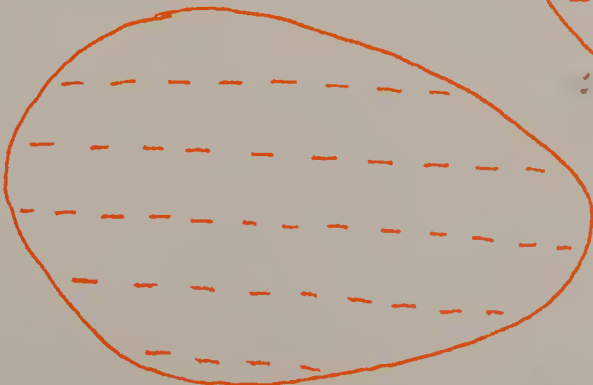
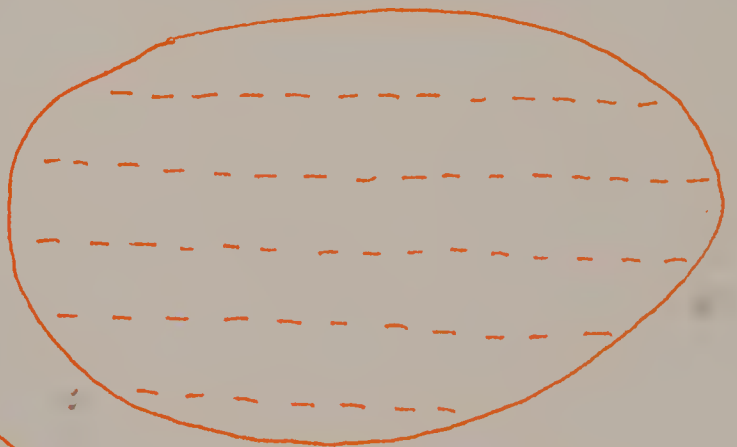

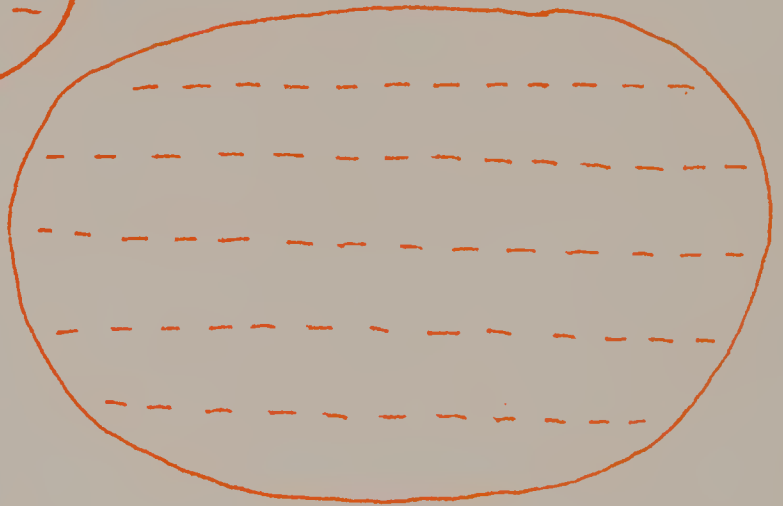
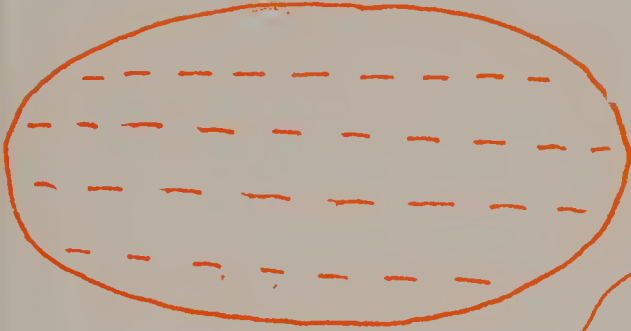
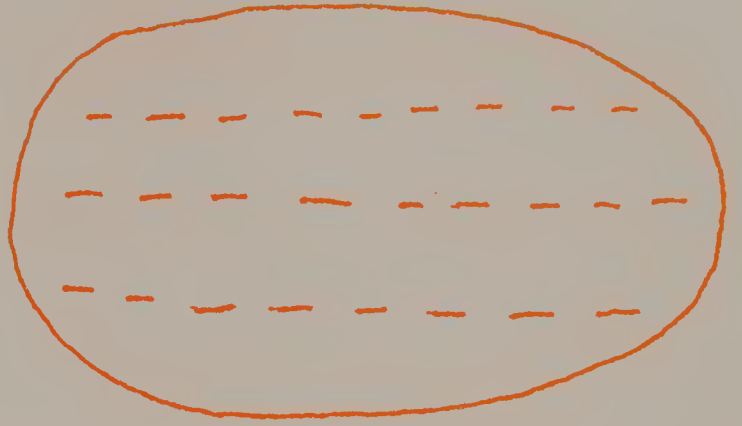
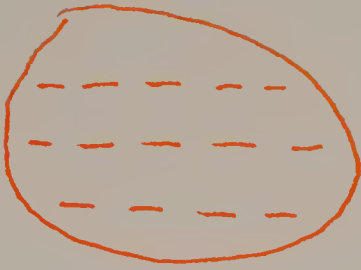




OVERHEARD CONVERSATIONS

RESEARCH NOTES
(CONNECT THE DOTS)





LIST PAGES

COLORS

SMELLS


SOUNDS

EXPERIENCE COLLECTION

DATE	DESCRIPTION	LOCATION

EXPERIENCE COLLECTION

DATE	DESCRIPTION	LOCATION



OBJECT TAGS

(FOR DOCUMENTING YOUR COLLECTIONS, CLUES,
& EVIDENCE.) ATTACH USING STRING.

OBJECT:
DATE:
LOCATION:
DESCRIPTION:

OBJECT:
DATE:
LOCATION:
DESCRIPTION:

OBJECT:
DATE:
LOCATION:
DESCRIPTION:

OBJECT:
DATE:
LOCATION:
DESCRIPTION:

OBJECT:
DATE:
LOCATION:
DESCRIPTION:


OBJECT:
DATE:
LOCATION:
DESCRIPTION:

OBJECT:
DATE:
LOCATION:
DESCRIPTION:

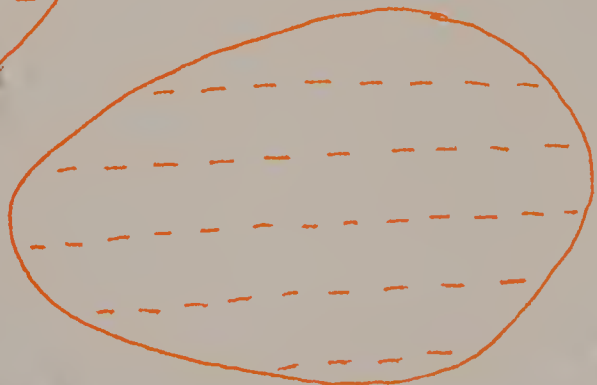
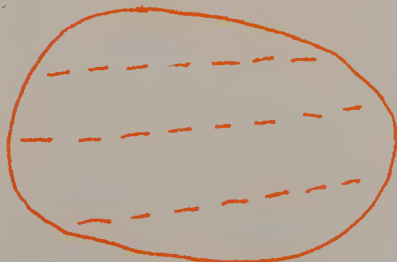
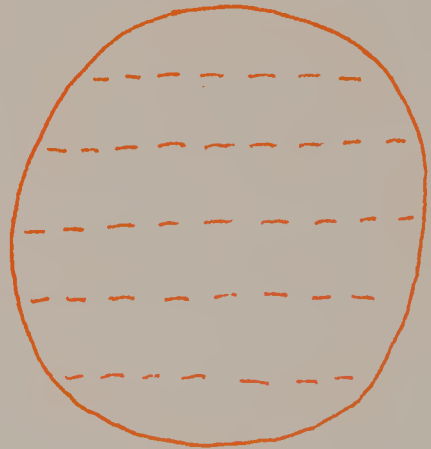
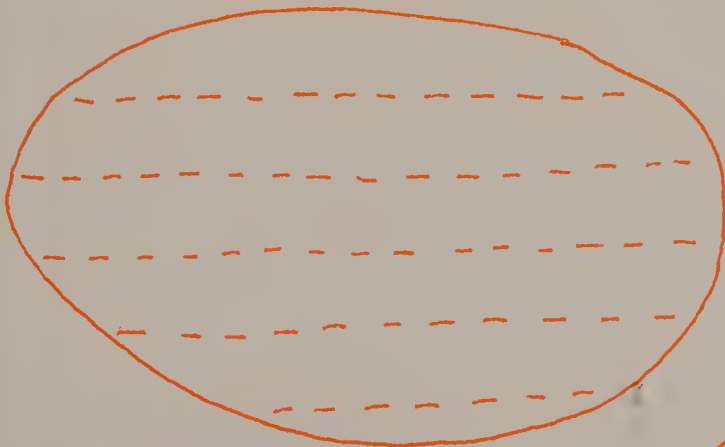
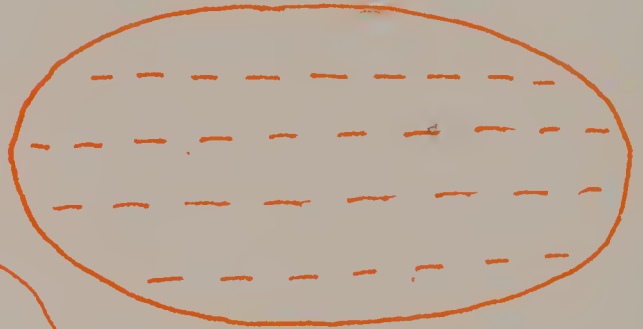
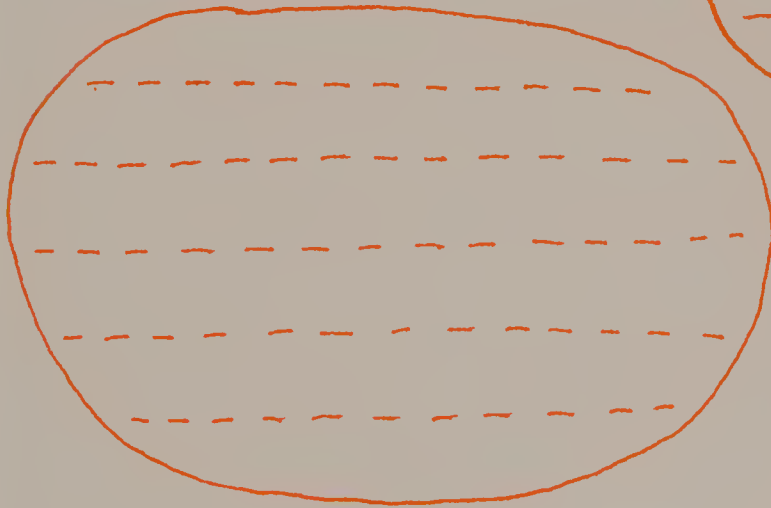
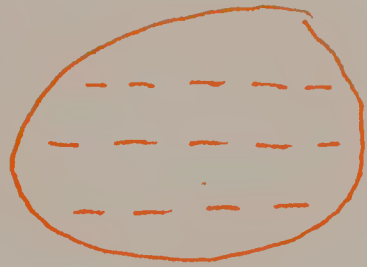
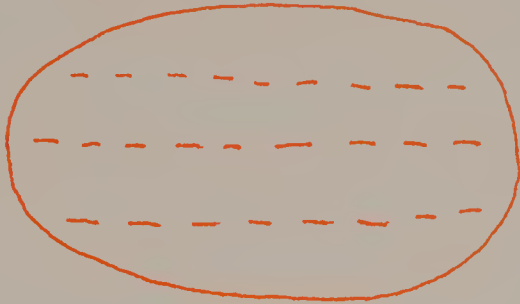
OBJECT:
DATE:
LOCATION:
DESCRIPTION:

OBJECT:
DATE:
LOCATION:
DESCRIPTION:

OBJECT:
DATE:
LOCATION:
DESCRIPTION:



RESEARCH NOTES
(CONNECT THE DOTS)



LIST PAGES

COLORS

SMELLS

SOUNDS

TASTES


TEXTURES

EXPERIENCE COLLECTION

DATE	DESCRIPTION	LOCATION

EXPERIENCE COLLECTION

DATE	DESCRIPTION	LOCATION





CHOOSING A SPACE

AN ART OR MUSEUM SHOW DOES NOT HAVE TO BE IN A GALLERY SETTING TO BE VALID. ONE OF THE MOST INVENTIVE SHOWS I HAVE EVER EXPERIENCED WAS A WOMAN WHO CREATED HER OWN GALLERY OUT OF THE BACK OF AN OLD TRUCK IN AMSTERDAM. SHE WOULD DRIVE IT AROUND TO VARIOUS LOCATIONS AND CHARGE A SMALL ADMISSION TO HELP PAY FOR GAS. I LOVED THE IDEA THAT A GALLERY COULD BE WHEREVER AND WHATEVER YOU WANT. THERE ARE NO RULES. ON A SIDEWALK, IN YOUR BACKYARD, IN A TREE, IN YOUR GARAGE, IN THIS BOOK, IN A SUITCASE, OUT OF THE BACK OF YOUR CAR. ALL YOU NEED IS A SIGN TELLING PEOPLE WHAT YOU ARE DOING, A FEW LABELS, AND AN INVITATION OF SOME KIND.





DISPLAY METHODS

TRY TO COME UP WITH SOME DIFFERENT WAYS OF DISPLAYING YOUR COLLECTIONS.

SOME IDEAS:

HANGING THINGS FROM THE CEILING (OR FROM TREE BRANCHES), LAYERING, FLOATING THINGS IN WATER, MAKING INTERESTING PATTERNS ON THE FLOOR, PUTTING THE OBJECTS IN HIDDEN PLACES AND MAKING A MAP FOR THEM, USING PUBLIC SPACES, FENCES, CLOTHING, PORTABLE SPACES, ETC.





IT HELPS TO MAKE LABELS FOR YOUR SHOW.

TITLE:
MATERIAL:
DATE:
DESCRIPTION:

SOMETHING
LIKE THIS



FILL IN THE
BLANKS

ANOTHER OPTION IS TO USE A CODING SYSTEM (COLORED DOTS OR SOME KIND OF GRAPHIC), SO THAT VIEWERS HAVE TO ACTIVELY SEEK OUT THE TITLE AND EXPLANATION OF THE OBJECT THEMSELVES (LOCATED SOMEWHERE CLOSE BY). THIS METHOD INVOLVES THE VIEWERS IN THEIR OWN PROCESS AND EXPERIENCE OF EXPLORATION.

SENDING OUT INVITATIONS

CREATE A POSTER OR INVITATIONS THAT SOMEHOW REFLECT THE NATURE OR CONTENT OF THE SHOW. IDEAS: IF YOU HAVE SMALL THINGS, MAKE THE INVITES REALLY TINY. YOU COULD ALSO WRITE INVITATIONS ON OBJECTS THEMSELVES, SUCH AS LEAVES OR FOUND PAPER.

IDEAS TO MAKE YOUR SHOW INTERESTING

- TRY HOLDING YOUR VIEWING IN A SECRET LOCATION, WITH SOME KIND OF PUZZLE VIEWERS HAVE TO FIGURE OUT.
- GIVE OUT "MYSTERY BAGS", PAPER LUNCH BAGS CONTAINING A FOUND OBJECT.
- SUPPLY FOOD AND DRINKS.
- IF YOUR FOCUS IS TACTILE WORK, YOU COULD HAND OUT BLINDFOLDS.
- CONSIDER DIFFERENT WAYS OF VIEWING THE SHOW, LIKE FROM DIFFERENT VANTAGE POINTS (UP HIGH AND LOW TO THE GROUND)
- WHAT ABOUT A MUSEUM THAT YOU MAIL TO PEOPLE?
- CREATE AN INTERACTIVE PIECE SUCH AS A SCAVENGER HUNT.

GLOSSARY

AMATEUR

1784: "ONE WHO HAS A TASTE FOR (SOMETHING)," FROM FR. AMATEUR "LOVER OF," FROM O. FR. FROM L. AMATOREM (NOM. AMATOR) "LOVER," FROM AMATUS PP. OF AMARE "TO LOVE" SOURCE: WIKIPEDIA

* AUTHOR'S NOTE: THE ACTIVITIES IN THIS BOOK INVOLVE SEEING THE WORLD FROM THE PERSPECTIVE OF AN AMATEUR, ONE WHO DOES SOMETHING SOLELY FOR THE LOVE OF IT WITHOUT ATTACHMENT TO OUTCOME.

ART

ONE SENSE OF THE WORD "ART" IS CLOSE TO THE OLDER LATIN MEANING, WHICH ROUGHLY TRANSLATES TO "SKILL" OR "CRAFT", AND ALSO FROM AN INDO-EUROPEAN ROOT MEANING "ARRANGEMENT" OR "TO ARRANGE." IN THIS SENSE, ART IS WHATEVER IS DESCRIBED AS HAVING UNDERGONE A DELIBERATE PROCESS OF ARRANGEMENT BY AN AGENT. SOURCE: WIKIPEDIA

EAR CLEANING

A SYSTEMATIC PROGRAM FOR TRAINING THE EARS TO LISTEN MORE DISCRIMINATINGLY TO SOUNDS, PARTICULARLY THOSE OF THE ENVIRONMENT. SOURCE: THE SOUNDSCAPE, BY R. MURRAY SCHAFER

ETHNOGRAPHY

THE DOCUMENTATION AND ANALYSIS OF EVERYDAY LIFE AND PRACTICE OF A PARTICULAR CULTURE THROUGH FIELD RESEARCH.

EVERYDAY TOURISM

ALWAYS SEEING THE WORLD WITH NEW EYES.

FIELD STUDY

THE PRACTICE OF CONDUCTING RESEARCH ON A VARIETY OF SUBJECTS IN THEIR NATURAL ENVIRONMENT OR HABITAT.

FOUND OBJECT

AN OBJECT THAT IS PRE-EXISTING (NOT CREATED) AND ORIGINALLY INTENDED FOR A DIFFERENT PURPOSE. IT CAN BE MASS PRODUCED

OR FROM NATURE. THESE OBJECTS ARE OFTEN FOUND IN THE MIDST OF EVERYDAY LIFE AND PLACED IN A NEW CONTEXT FOR ARTISTIC PURPOSES.

GLEANING

IN THE TRADITIONAL SENSE, GLEANING WAS DONE BY PEASANTS WHO COLLECTED WHAT WAS LEFT IN THE FIELDS AFTER THE HARVEST. IN THE CONTEMPORARY SENSE, GLEANING REFERS TO THE PRACTICE OF SCAVENGING YOUR COMMUNITY FOR ITEMS THAT HAVE BEEN DISCARDED BY OTHERS, SOMETIMES FOOD, OBJECTS, HOUSE-HOLD GOODS, OR RECYCLED MATERIALS.

INDETERMINATE

SOMETHING THAT IS NOT KNOWN EXACTLY, OR WITHOUT A PREDICTABLE RESULT OR OUTCOME.

QUOTIDIAN

ORDINARY OR EVERYDAY, ESPECIALLY WHEN MUNDANE. SOURCE: OXFORD AMERICAN DICTIONARY

READY-MADE

THE TERM "READY-MADE" WAS USED BY THE FRENCH ARTIST MARCEL DUCHAMP IN THE EARLY 1900S TO REFER TO MANUFACTURED (MASS-PRODUCED) OBJECTS, AS USED IN THE CONTEXT OF ART (AS OPPOSED TO THEIR ORIGINAL INTENT). DUCHAMP OFTEN USED READY-MADE ITEMS IN HIS WORK. THESE PIECES BEGAN A DIALOGUE ABOUT WHAT ART IS AND WHO DETERMINES WHAT ART IS. SOURCE: THE TATE COLLECTION GLOSSARY, EXCERPT FROM THE MAY 1917 ISSUE OF THE AVANT-GARDE MAGAZINE THE BLIND MAN

SCIENCE

THE INTELLECTUAL AND PRACTICAL ACTIVITY ENCOMPASSING THE SYSTEMATIC STUDY OF STRUCTURE AND BEHAVIOR OF THE PHYSICAL AND NATURAL WORLD THROUGH OBSERVATION AND EXPERIMENT.

SOURCE: OXFORD AMERICAN DICTIONARY

BIBLIOGRAPHY

- ABRAM, D. THE SPELL OF THE SENSUOUS: PERCEPTION AND LANGUAGE IN A MORE-THAN-HUMAN WORLD. NEW YORK, PANTHEON BOOKS: 1996.
- BACHELARD, G., AND M. JOLAS. THE POETICS OF SPACE. BOSTON, BEACON PRESS: 1994.
- BUCHANAN-SMITH, P.G. SPECK: A CURIOUS COLLECTION OF UNCOMMON THINGS. NEW YORK, PRINCETON ARCHITECTURAL PRESS: 2001.
- CALVINO, I. IF ON A WINTER'S NIGHT A TRAVELER. NEW YORK, HARDCOURT BRACE JOVANOVIĆ: 1981.
- CLASSEN, C. WORLDS OF SENSE: EXPLORING THE SENSES IN HISTORY AND ACROSS CULTURES. LONDON, ROUTLEDGE: 1993.
- DOLPHIN, L., ED. EVIDENCE: THE ART OF CANDY JERNIGAN. SAN FRANCISCO, CHRONICLE BOOKS: 1999.
- FELD, S. SOUND AND SENTIMENT: BIRDS, WEeping, POETICS, AND SONG IN KALULI EXPRESSION. PHILADELPHIA, UNIVERSITY OF PENNSYLVANIA PRESS: 1990.
- FER, B. THE INFINITE LINE: RE-MAKING ART AFTER MODERNISM. NEW HAVEN, CONN. YALE UNIVERSITY PRESS: 2004.
- FLETCHER, A. THE ART OF LOOKING SIDEWAYS. LONDON, PHAIDON: 2001.
- FULLER, R.B., ETAL. I SEEM TO BE A VERB. NEW YORK, BANTAM BOOKS: 1970.
- GABLIK, S. THE REENCHANTMENT OF ART. NEW YORK, THAMES AND HUDSON: 2002.
- HANH, THICH NHAT. PEACE IS EVERY STEP: THE PATH OF MINDFULNESS IN EVERYDAY LIFE. NEW YORK, BANTAM: 1991.
- HEMENWAY, T. GAIA'S GARDEN: A GUIDE TO HOME-SCALE PERMACULTURE. WHITE RIVER JUNCTION, VT., CHELSEA GREEN PUB. CO.: 2001.
- HESSE, H. WANDERING: NOTES AND SKETCHES. NEW YORK, FARRAR, STRAUS & GIRDUX: 1972.
- HIGHMORE, B. THE EVERYDAY LIFE READER, LONDON, ROUTLEDGE: 2002.
- JAMES, W. THE VARIETIES OF RELIGIOUS EXPERIENCE. CIRENCESTER, UK, COLLECTOR'S LIBRARY: 2006.

KENT, C., AND J. STEWARD. LEARNING BY HEART: TEACHINGS TO FREE THE CREATIVE SPIRIT. NEW YORK, BANTAM: 1992.

KENT, M.C., HARVEY COX, AND SAMUEL A. EISENSTEIN. SISTER CORITA. PHILADELPHIA, PILGRIM PRESS: 1968.

KIRKHAM, P. CHARLES AND RAY EAMES: DESIGNERS OF THE TWENTIETH CENTURY. CAMBRIDGE, MASS., MIT PRESS: 1995.

KNECHTEL, J. TRASH. CAMBRIDGE, MASS., MIT PRESS: 2007.

KRAUSSE, J., AND C. LICHTENSTEIN, EDs. YOUR PRIVATE SKY: R. BUCKMINSTER FULLER, THE ART OF DESIGN SCIENCE. LARS MÜLLER, BADEN: 1999.

MAU, B., ET AL. MASSIVE CHANGE. LONDON, PHAIDON: 2004.

MUNARI, B. DESIGN AS ART. HARMONDSWORTH, UK, PENGUIN: 1971.

NEW, J. DRAWING FROM LIFE: THE JOURNAL AS ART. NEW YORK, PRINCETON ARCHITECTURAL PRESS: 2005.

OLIVEROS, P. DEEP LISTENING: A COMPOSER'S SOUND PRACTICE. UNIVERSE, 2005.

PEREC, G. LIFE, A USER'S MANUAL. BOSTON, D. R. GODINE: 1978.

PEREC, G., AND J. STURROCK. SPECIES OF SPACES AND OTHER PIECES. LONDON, PENGUIN: 1997.

ROBBINS, T. SKINNY LEGS AND ALL. NEW YORK, BANTAM: 1990.

SABINI, M., ED. THE EARTH HAS A SOUL: THE NATURE WRITINGS OF C. G. JUNG. BERKELEY, CALIF., NORTH ATLANTIC BOOKS: 2002.

SCHWARTZ, I., AND E. ANNINK, EDs. BRIGHT MINDS, BEAUTIFUL IDEAS: PARALLEL THOUGHTS IN DIFFERENT TIMES: BRUNO MUNARI, CHARLES AND RAE EAMES, MARTÍGUIXÉ, AND JURGEN BEY. AMSTERDAM, BIS PUBLISHERS: 2003.

SHERINGHAM, M. EVERYDAY LIFE: THEORIES AND PRACTICES FROM SURREALISM TO THE PRESENT. OXFORD, OXFORD UNIVERSITY PRESS: 2006.

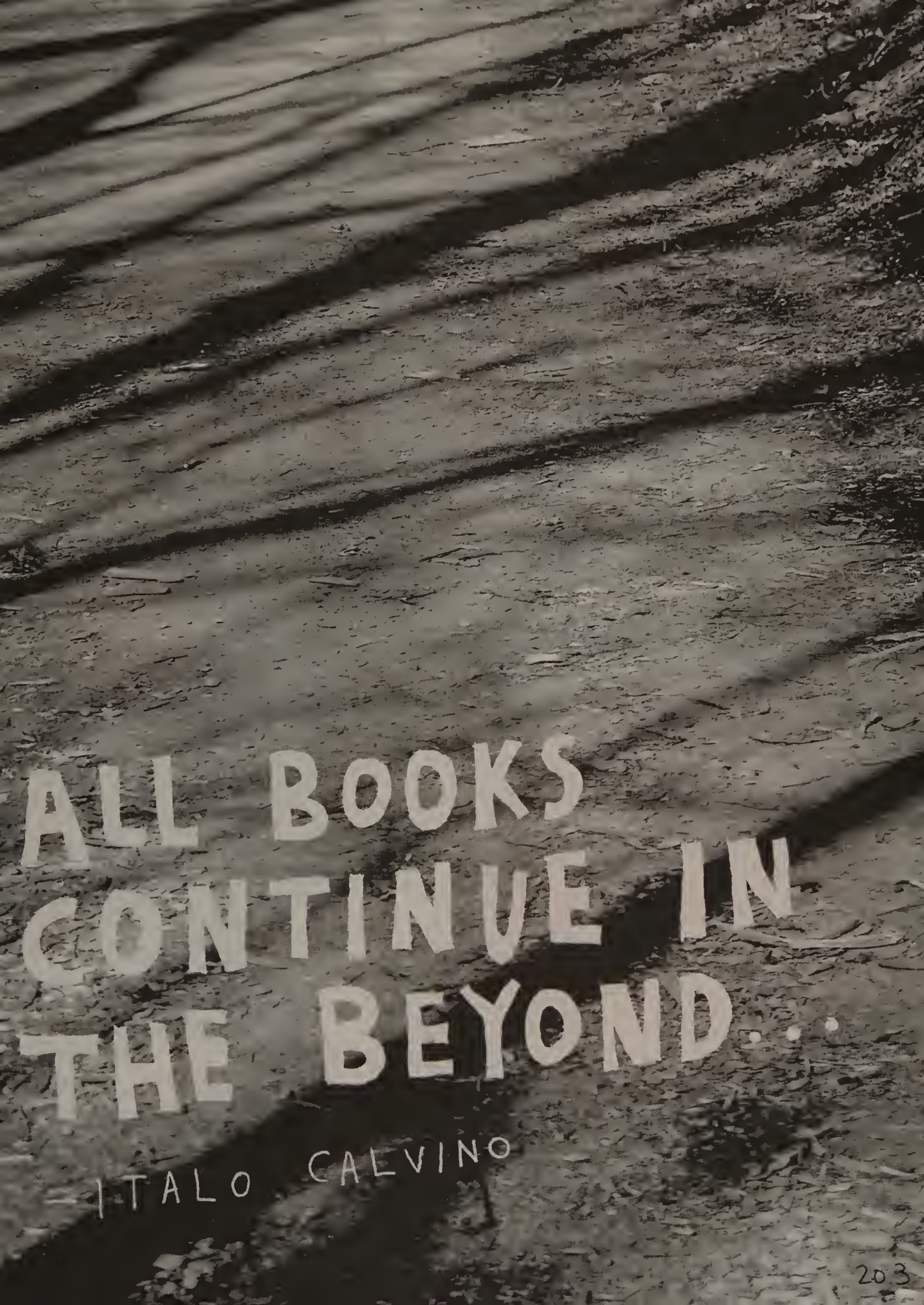
SNYDER, G. (2007) "WRITERS AND THE WAR AGAINST NATURE," SHAMBHALA SUN 16:40.

SOLNIT, R. A FIELD GUIDE TO GETTING LOST. NEW YORK, VIKING: 2005.

TAYLOR, D. A. DOCUMENTING MARITIME FOLKLIFE: AN INTRODUCTORY GUIDE. WASHINGTON, DC, LIBRARY OF CONGRESS: 1992.

ZORN, J., ED. ARCANA II: MUSICIANS ON MUSIC. NEW YORK, HIPS ROAD: 2007.





ALL BOOKS
CONTINUE IN
THE BEYOND...

ITALO CALVINO

THIS BOOK IS DEDICATED
TO TILDEN SMITH PITCHER,
WHO WAS BORN DURING THE
COMPLETION OF THIS BOOK.
YOU HAVE SO MANY WONDERFUL
ADVENTURES AHEAD OF YOU.

THANK YOU TO:

JEFFERSON PITCHER (MY PARTNER IN EXPLORATION
AND LIFE), MY AGENT FAITH HAMLIN, MY EDITOR
MEG LEDER, AND PUBLISHER JOHN DUFF (WHOSE
TRUST IN MY VISION ENCOURAGES ME TO GO FURTHER
TOMIE HAHN MY ETHNOGRAPHY EXPERT, FLUXUS,
AND ALL OF MY FAVORITE TEACHERS WHO PUT
ME ON THE PATH OF EXPLORATION: DR. BRYANT E.
GRIFFITH, ROSS MENDES, LINDA MINTGOMERY, SHIRLEY
YANDOVER, PAULINE OLIVEROS, GEORGE WALKER.
AND TO ALL MY FAMILY AND FRIENDS NEAR AND
FAR.

KERI SMITH IS THE AUTHOR
OF SEVERAL BOOKS INCLUDING
WRECK THIS JOURNAL: AN
INVITATION TO EXPLORE
'CREATIVE DESTRUCTION'
READ MORE AT
WWW.KERISMITH.COM

THE AUTHOR INCOGNITO



NOTE: THE PHOTOS ON PAGES 6, 18, 26, 39, 54, 72,
74, 98, 124, 126, 133, 144, 151, 193, AND 195 WERE
TAKEN BY JEFFERSON PITCHER IN VARIOUS PLACES IN
SPAIN, MOROCCO, AND TROY, N.Y. THE REST WERE
TAKEN BY THE AUTHOR.



AT ANY GIVEN MOMENT, NO MATTER WHERE YOU ARE, THERE ARE HUNDREDS OF THINGS AROUND YOU THAT ARE INTERESTING AND WORTH DOCUMENTING.

WARNING

TO WHOEVER HAS JUST PICKED UP THIS BOOK. IF YOU FIND THAT YOU ARE UNABLE TO USE YOUR IMAGINATION, YOU SHOULD PUT THIS BOOK BACK IMMEDIATELY. IT IS NOT FOR YOU. IN THIS BOOK YOU WILL BE REPEATEDLY ASKED TO... SUSPEND YOUR DISBELIEF, COMPLETE TASKS THAT MAKE YOU FEEL A BIT STRANGE, LOOK AT THE WORLD IN WAYS THAT MAKE YOU THINK DIFFERENTLY, CONDUCT EXPERIMENTS ON A REGULAR BASIS, AND SEE INANIMATE OBJECTS AS ALIVE.

**EVERYONE
IS AN
ARTIST**
-JOSEPH BEUYS

\$14.95 U.S.
\$16.50 CAN

CREATIVITY
www.penguin.com

ISBN 978-0-399-53460-7



9780399534607

08/29/2019 12:56-3

22